

# We are IntechOpen, the world's leading publisher of Open Access books Built by scientists, for scientists

5,600

Open access books available

138,000

International authors and editors

175M

Downloads

Our authors are among the

154

Countries delivered to

TOP 1%

most cited scientists

12.2%

Contributors from top 500 universities



WEB OF SCIENCE™

Selection of our books indexed in the Book Citation Index  
in Web of Science™ Core Collection (BKCI)

Interested in publishing with us?  
Contact [book.department@intechopen.com](mailto:book.department@intechopen.com)

Numbers displayed above are based on latest data collected.  
For more information visit [www.intechopen.com](http://www.intechopen.com)



# Pyrolysis: A Convenient Route for Production of Eco-Friendly Fuels and Precursors for Chemical and Allied Industries

*Jamiu Mosebolatan Jabar*

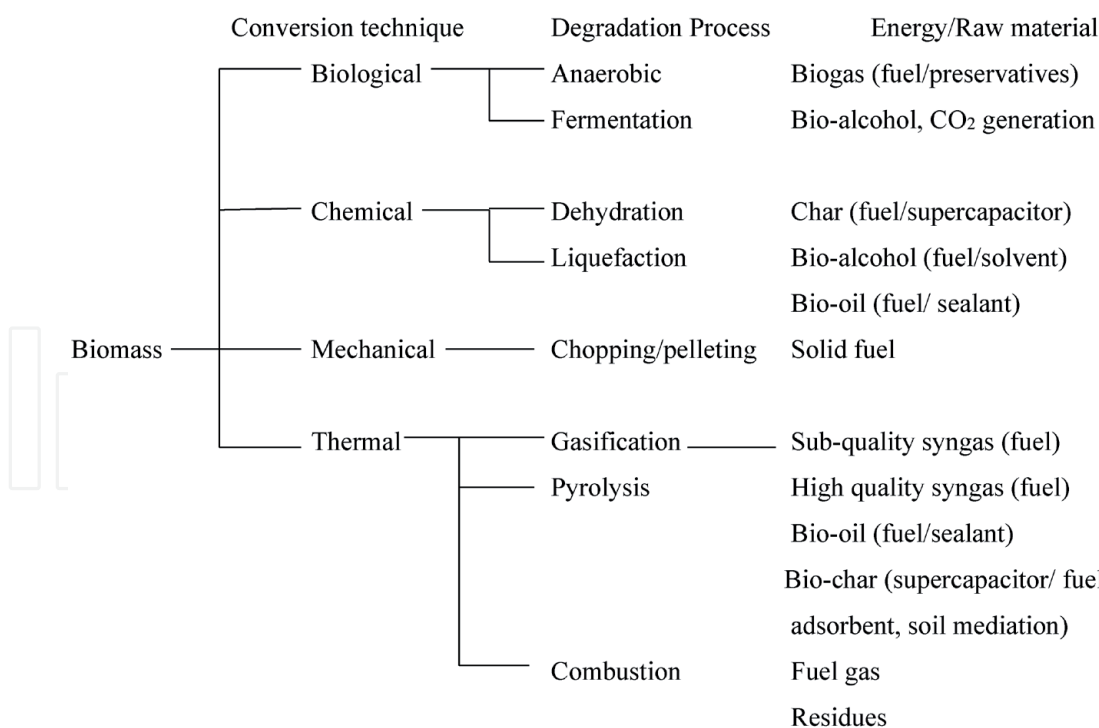
## Abstract

Thermochemical decomposition of post harvest agro-wastes (biomass) to solid carbonaceous material called as bio-char, condensable vapors (bio-oils and bio-tars) and non-condensable vapors (bio-gas or syn-gas) is referred as pyrolysis. The yield of these products from biomass pyrolysis depends on temperature and other conditions (such as vapor retention time and heating rate) of thermal decomposition in air or oxygen excluded reactor. Bio-char is often used as adsorbent in treatment of water contaminated with dye effluent from textile industry and/or emerging contaminants from other industries. It is also used in production of supercapacitor for energy storage, fertilizer composite and soil amendment for slow release of nutrients for plants and stabilizing pH, enhances water holding and ion exchange capacity of soil. Bio-oils are used for transportation fuels, soaps and other cosmetics production. Bio-tars are also used for transportation fuels but with high heating values and also as organic solvents in chemical, biological and biochemical laboratories. Non-condensable vapors are mostly used as bio-fuels. Products of biomass pyrolysis are potential alternative eco-friendly precursors for chemical and allied industries.

**Keywords:** bio-char, bio-fuel, bio-gas, bio-oil, bio-tar

## 1. Introduction

Post harvest agricultural wastes are promising materials for generating renewable and eco-friendly energy source and raw materials for chemical and allied industries. Agricultural wastes serving as a potential alternative source of energy and starting renewable materials for industrial productions will definitely bring about reduction in demand for non-renewable petrochemical feed stocks often used by most chemical industries today. Other benefits are efficient carbon cycle and reduction in carbon(IV) oxide (CO<sub>2</sub>) emissions [1]. Among the agro-wastes, plant-based (lignocellulose) materials are most abundant and disposed indiscriminately, where by constituting nuisance to the environment. Plant-based agricultural wastes are called lignocellulosic materials because their compositions are majorly of lignin and cellulose. Others are hemicellulose, pectin, wax, oil and inorganic matters [2]. These compositions of plant vary from one plant to another. Other factors that



**Figure 1.**  
Various forms of biomass conversion techniques.

contribute to the variation in compositions are age of the plant, processing methods, geological and climatic factor [3, 4]. The plant-based agro-wastes worked on by researchers as energy source and feed stocks for chemical and allied industries are sugarcane bagasse, cola nut pod, cocoa pod, moringa seed pod, oil palm empty fruit bunch, almond leaf, *Bridelia ferruginea* bark, elephant grass etc. [5–9]. Conversion of these agro-wastes to energy source and starting materials for chemical and allied industries will bring a turn around to high dependence on ever depleting and price fluctuating petrochemicals. This will in turn generate wealth from wastes; creating jobs for teaming unemployed youths and keep our environments clean [3].

Several technologies deployed for converting agro-wastes to energy source and precursors for chemical and allied industries are hot acid carbonization by dehydration and anaerobic digestion. Others that are thermally based are torrefaction, pyrolysis, combustion, gasification and hydrothermal process. Among these technologies, pyrolysis is most preferred, because the products which are solid, liquid and gas can easily be stored, transported and handled [10]. **Figure 1** shows summary of various biomass conversion techniques and products obtained. Pyrolysis is a composition of two Greek words, split able into ‘pyro’ meaning fire and ‘lysis’ means degradation into many parts. Therefore, pyrolysis can be defined as thermochemical degradation of biomass into biochar (solid carbonaceous material), bio-tar, bio-oil (condensable vapor) and non condensable gases (syngas) in absence or very limited supply of oxidizing agents [10, 11]. Depending on degradation temperature, heating rate and vapor retention time, pyrolysis can be classified as slow, fast or flash pyrolysis. The choice of any of the pyrolysis techniques depends on desired or targeted products [10].

## 2. Biomass

Biomass waste stream can be categorized into proteineous (animal-based), lignocellulosic (plant-based), municipal solid (biogenic and non biogenic),

industrial (sewage sludge) and other wastes. They are referred to as feedstock in bio-refinery. Biomass based on animal and plant residues (briefly described in sub-sections 2.1–2.2) is an area where researchers are currently exploiting for possibility of obtaining sustainable and environmental friendly alternative to fossil fuels/precursors for chemical and allied industries. The use of biomass for these aforementioned purposes reduces demand for fossil fuels, their derivatives and makes our environment greener [1].

### 2.1 Animal-based biomass

Animal wastes, such as blood, bones, crab shells, hairs, horns, dung, etc. are by-products of livestock rearing. Often seen livestock that generate these wastes are cattle, sheep, chickens, goats, crabs and pigs (**Table 1**). They have been used in raw or pyrolyzed form as source of energy and raw materials for industrial productions by several researchers. Adetuyi and Jabar [9] are among the researchers that have used carbonized animal bone for treatment of wastewater. **Table 1** shows list and applications of some animal-based biomass.

### 2.2 Lignocellulose-based biomass

Lignocellulosic biomass is carbonaceous plant materials containing lignin and cellulose as major constituents, other are hemicellulose, pectin and other extractives as stated earlier [2, 12].

These compositions of biomass vary from plant species to another. Variation equally exists between/among different parts from the same plant. Factors responsible for this variation are in introduction section [4]. List of some biomasses with their compositions are presented at **Table 2**.

Lignocellulose can be categorized as woody, herbaceous and aquatic biomass [17]. These biomasses have been modified by many researchers for production of biofuels and starting materials for chemical industry.

#### 2.2.1 Woody biomass

These are plant-based resources obtainable from forest; they include trees, leaves, limbs, needles, tops and their residues [17]. Less than two-third of the woody biomasses is converted to timber, others end up as wastes in the forest. The occurrence of huge wastes might be as a result of inappropriate harvesting technique or equipment. Utilization of these wastes called residues as bioenergy for fuel and for generation of raw materials for furniture, pulp and paper industries will be a good

Animal	Residue	Application	Ref.
Cattle	Bone	Char for production shoe sole, breakable plate, soil enhancement	[9]
	Horn	Char for soil enhancement, bio-oil for fuel and cosmetic industry	
Crab	Shell	For wastewater treatment	
Sheep	Hair	Textile fiber production	
	Born	Char for wastewater treatment, supercapacitor production	
Camel	Bone	Char for production shoe sole, breakable plate, soil enhancement	
	Horn	Char for soil enhancement, bio-oil for fuel and cosmetic industry	

**Table 1.**  
*Animal-based biomass and applications.*

Lignocellulose	Compositions				Ref.
	Hemicellulose	Lignin	Cellulose	Extractives	
				Pectin and others	
Coir fiber	9.0	47.7	40.8	2.5	[12]
Oil palm fiber	13.7	21.6	61.6	3.0	[12]
Palm kernel fiber	14.0	30.0	51.8	4.1	[12]
Sorghum	23.4	17.9	31.4	23.7	[13]
Switchgrass	21.5	21.1	35.8	16.9	[13]
Alfalfa	19.0	13.0	25.0	20.0	[14]
Pine	21.0	26.0	42.0	2.7	[14]
Kenaf fiber	38.0	19.0	49.0	4.7	[15]
Oak	22.0	24.0	46.0	6.0	[16]

**Table 2.**  
*Chemical composition of some selected lignocellulose.*

waste management approach in the forest. Consequently, this conversion of wastes to wealth will reduce rate of deforestation for fuels and industrial precursors [18].

### 2.2.2 Herbaceous biomass

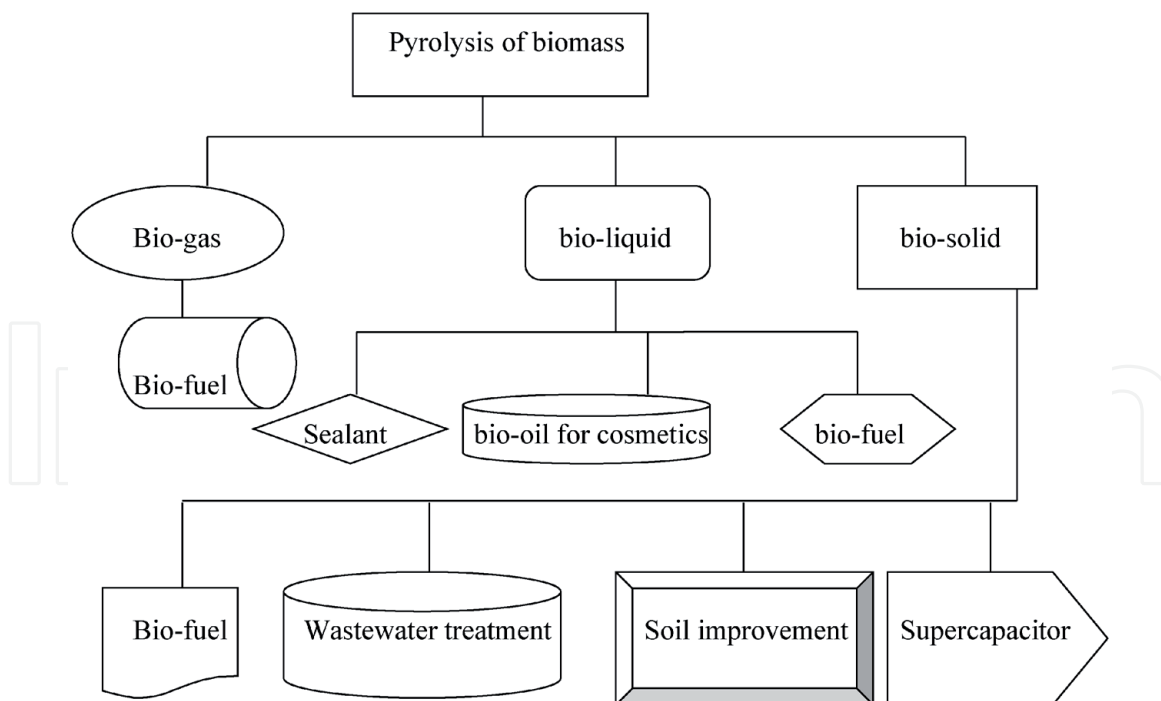
Herbaceous is non-woody biomass called annual crops. They include rice, wheat, sorghum, maize, millet, groundnut, soyabean etc. After harvesting, their residues do not constitute much treat to the environment, as they are grown and their residues decay within a year. Alternatively, their residues can be utilized for production of bio-gas, bio-oil and bio-char as bio-fuels and bio-chemical raw materials for chemical and allied industries [19].

### 2.2.3 Aquatic biomass

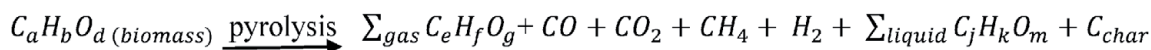
Approximately, one-third of the world is water body. Weeds grow exceptionally on water bodies when compared to terrestrial, whereby enhancing aquatic pollution index. The aquatic biomass includes algae (micro and macro), water hyacinth, kelp, water lily, seaweed etc. These so called aquatic weeds are underutilized; they can be made to serve as raw materials for bio-fuels and bio-chemicals for industrial productions through pyrolysis [20].

## 3. Pyrolysis

Pyrolysis is the thermochemical decomposition of biomass or other feedstock into biochar, bio-tar, bio-oil, bio-gas and other related products in absence or very limited supply of oxidizing agents [10, 11, 21]. This process can be broadly classified as fast, slow and flash, depending on degradation temperature, heating rate and vapor retention time as stated earlier. Other factors that affect pyrolysis are nature and moisture content of the chosen biomass [22]. **Figure 2** presents possible products of pyrolysis of biomass, while **Figure 3** illustrates pyrolysis mechanism. Incipient pyrolysis products are solid bio-char and condensable vapor. The later breaks down into char, liquid and non-condensable gases through gas-solid and



**Figure 2.**  
 Possible products of biomass pyrolysis and their applications.



**Figure 3.**  
 Pyrolysis of biomass [11].

gas phase heterogeneous and homogeneous reaction respectively at high temperature. In homogeneous gas phase reaction, condensable vapor cracks into small molecules of non condensable gases (CO, CO<sub>2</sub>, H<sub>2</sub>O, H<sub>2</sub>, N<sub>2</sub> and CH<sub>4</sub>). In gas-solid phase heterogeneous reaction, high molecular weight hydrocarbons are broken into low molecular weight hydrocarbons (such as CH<sub>4</sub>, C<sub>2</sub>H<sub>4</sub>, C<sub>2</sub>H<sub>6</sub>, C<sub>6</sub>H<sub>6</sub> etc.). Several reactors called pyrolyzers have been used by many researchers to obtain two or more of these products from biomass. Some of these pyrolyzers are bed, vacuum, microwave and solar reactor [11].

Pyrolysis of lignocellulosic biomass involves several stages of thermal decomposition. Evaporation of moisture occurs between 40 and 115°C, at this stage, biomass dries up as a result of heat absorption that evaporates free moisture and eradicates loosely bonded water [7]. The heat transfers into biomass interior through convection to wipe out all internally bonded moisture. Biomass incipient degradation occurs through decomposition of pectin and other extractives between temperatures of 115 and 180°C, generating syn-gas and organic liquids (such as carbon(II) oxide, carbon(IV) oxide, methane, ethane, ethane, benzene, methanol, pyrogallol and ethanoic acid) [22].

Hemicellulose degrades between temperatures of 180–250°C, giving off considerable amount of carbon(II) oxide, carbon(IV) oxide, water, hydrocarbon of low carbon content, organic liquids and minor bio-oil [23]. Temperature from 250–350°C decomposes cellulose to yield mixture of non-condensable vapor (syn-gas), condensable vapor (bio-oil and tar) and minor bio-char [24]. Proper formation of solid fraction (primary bio-char) commences from thermal decomposition of lignin from 400°C, this is the stage at which primary pyrolysis occurs. As temperature increases from 500°C upward, minor tar and bio-oil contained in the bio-char get separated and high quality bio-char obtained. Although, a low bio-char yield is obtainable



from temperature above 700°C, but a high grade bio-char formed [25]. This is the final stage of thermochemical degradation called secondary pyrolysis. It involves cracking of condensable vapor (bio-tar and bio-oil) into non condensable gases (CO, CO<sub>2</sub>, CH<sub>4</sub> etc.) and on cooling; part of the products solidifies to form char (secondary bio-char). Summary of the entire pyrolysis process is presented in **Table 3**.

### 3.1 Fast pyrolysis

This process involves decomposition of biomass at high heating rate (10–250°C/s), high temperature (500–1200°C) and short vapor retention time (<2 s) in the absence of oxygen. Due to high heating rate, biomass is rapidly heated to pyrolysis temperature before it is decomposed. Although, this process yield gaseous, liquid and solid fractions, but exclusively for bio-oil (liquid fuels) production, if pyrolysis temperature is less than 650°C. Quick vapor condensation enhanced formation of bio-oil, usually >50% products fraction is liquid, while gaseous formation is favored if pyrolysis temperature is up to 1000°C (about 30% yield is obtainable) and solid fraction is less 30% of pyrolysis products [26].

### 3.2 Slow pyrolysis

In contrary to fast pyrolysis, biomass is decomposed at lower heating rate (<1°C/s), lower degradation temperature (500–550°C) and longer vapor retention time (300–1800 s). This process has long been practiced and is otherwise known as conventional pyrolysis. Just like in fast pyrolysis, products of slow pyrolysis of biomass are gases, liquids and solids. Due to longer vapor retention time of condensable and non condensable gaseous fractions, the condensable volatile organic fractions react with one another to form high quantity of solid fraction (bio-char) and low quantity of bio-oil and bio-gas [27]. Therefore, one can say that this process is more desirable for bio-char production.

### 3.3 Flash pyrolysis

Flash pyrolysis can be called very fast pyrolysis, because it employs very high temperature (800–1200°C), high heating rate (>1000°C/s) and extremely low vapor retention time (below 0.5 s). The condensable and non condensable gases leave the pyrolyzer and cool rapidly to form liquid fuel called bio-oil. Some part of the poor thermally stable solid fraction (bio-char) formed degrades at high operating temperature and dissolves in the liquid fraction (bio-oil), resulting in high yield of bio-oil (>70%). The more the quantity of dissolved bio-char, the more viscose and the poorer the resulting bio-oil [28]. This process is better recommended for syn-gas production.

Composition	Degradation temp. (°C)	Products formed
Moisture	40–115	Dehydration
Extractives	115–180	Syn-gas, organic liquids
Hemicellulose	180–250	Syn-gas, organic liquids and minor bio-oil
Cellulose	250–350	Syn-gas, organic liquids, bio-oil and minor bio-char
Lignin	>400	Bio-oil, bio-char and minor syngas

**Table 3.**  
*Degradation temperature of biomass compositions and corresponding products.*

## **4. Pyrolyzer**

Pyrolyzer is a reactor where pyrolysis of biomass is done [22]. The design of pyrolyzer depends on desired pyrolysis product(s). Therefore, it is another important factor that determines products obtainable from pyrolysis [10]. Some of designed pyrolyzers are discussed in sub-sections below.

### **4.1 Bed pyrolyzer**

This pyrolyzer can be made of firebrick, steel or concrete and is pre-designed for bio-oil production. Its design contains feeding unit, non-condensing vapor collector and vapor condenser, others are filter and ash exit unit [29]. It is operated in such a way that biomass is fed downward in reactor through vertical shaft and counter current gas stream simultaneously fed-in in an upward direction. The biomass is heated by bed of hot solids (such as sand heated by external source or partial combustion of biomass) at high temperature, high heating rate and low vapor retention time in an inert environment to decompose it into non condensable gas, condensable vapor and char. The vapor is rapidly cooled to form high quality bio-oil with yield of about 70% mass of pyrolysis products [30]. Therefore, it is a simple and well designed fast pyrolyzer that gives precedence to production of bio-oil. Merits of this reactor are exemplary heat transfer system, very high relative velocity between the solid and liquid phase, good control of vapor holding time and pyrolysis reaction as a whole. Some of the existing designs are fixed bed, circulating fluidized and bubbling fluidized bed reactor [10].

### **4.2 Vacuum pyrolyzer**

This is a slow pyrolyzer with a moderate biomass degradation temperature, very low heat transfer rate and high vapor retention time. The biomass is feed into the pyrolyzer with the aid of conveyor belt made of metal containing stirrer that agitates the biomass mechanically. The biomass is heated with attached burner for decomposition into gas, liquid and solid. It produces bio-char of yield greater than 50% and bio-oil of less than 30% yield. Therefore, it is designed for bio-char production [31].

### **4.3 Microwave pyrolyzer**

Design of microwave pyrolyzer is done in such a way that biomass is heated to decompose into gaseous, liquid and solid products through heat generated from electrical microwave oven chamber. Inert gas is used to fashion out non oxygen environment. In this pyrolyzer, undesirable output (by-product) is not formed, there is effective heat transfer and heat process can be easily monitored. Among its merits are a very good chemical recovery, efficient control of heat transfer and heating system. This pyrolyzer is exclusively designed for syn-gas production with greater than 30% yield from feedstock biomass [32].

### **4.4 Solar pyrolyzer**

This makes use of clean energy from sun light. It is made of quartz tube containing opaque external wall. The opaque external wall when exposed to high intensity solar radiation is capable of generating temperature higher than 700°C for decomposition of biomass into syn-gas, bio-oil and bio-char [33, 34]. In its design, there is provision for solar energy storage in form of chemical energy. Therefore, at night and during poor sun shine weather, it can still work using already stored energy for



generating heat for pyrolysis process. It is a very fast pyrolyzer with bio-oil yield greater than 50%. Although, the yield of gaseous fraction is less than 30%, but is recommended for production of syn-gas because of poor quality of bio-oil formed according to Cornelissen et al. [28].

## **5. Products of biomass pyrolysis**

Thermochemical decomposition of biomass yields mixture of gases, liquid and solid bio-char as major products as stated earlier. The yield of any of the pyrolysis products is largely depends on pyrolysis temperature and biomass' moisture content among others like design of pyrolyzer, vapor retention time and heating rate [22].

### **5.1 Gas**

Mixture of gases formed from primary (non condensable gases) and secondary degradation (tar and volatile organic compounds called condensable vapor) of biomass in the pyrolyzer during pyrolysis after moisture dehydration are called syn-gas. Components of syn-gas vary from one biomass specie to another. Often formed gases from primary degradation of biomass are carbon(II) oxide, carbon(IV) oxide, hydrogen gas, gaseous water, nitrogen and hydrocarbons of lower carbon content (methane, ethane, ethylene). Additional gases are produced through secondary cracking of condensable vapor at high temperature [35]. Very high pyrolysis temperature enhances yield of these mixture of gases and reduces yield of bio-char. The increase in yield of syn-gas might be as a result of thermal decomposition of tar and hydrocarbons (condensable vapor) to produce more oxides of carbon and other gases.

Lower carbon content hydrocarbons (eg methane, ethane, ethane and butane) are often used as domestic cooking fuels. The heating value of syn-gas obtained from secondary degradation of biomass (condensable vapor) is about 82% higher than those from biomass' primary degradation. Hydrogen can be blended with oil to upgrade it to transportation fuel [36]. Hydrogen gas and carbon(II) oxide are mainly used as bio-fuel inform of water gas [11].

Liquefied carbon(IV) oxide is used as major component in production of fire extinguisher. It is also used as cooling agent and preservative by bottling company. Recent research work by Patel [37] claimed possibility of converting CO<sub>2</sub> to starch in the laboratory about nine times more efficient as obtainable from corn plant using combination of chemical catalysts and enzymes. During the conversion process, useful industrial chemical like methanol was obtainable. This will serve as sustainable way of feeding the ever growing world population without need of land, seed, pesticide, fertilizer and water. The approach can equally be said to be a good form of food security and reducing CO<sub>2</sub> emissions [37].

Nitrogen is utilized in production of ammonia from Haber process for preparation of fertilizer by agrochemical industry in order to enhance food production for feeding human population and livestock [38].

### **5.2 Liquid**

Major liquid components of biomass thermochemical degradation are bio-oil (bio-crude) and black tar, others are organic solvents. Bio-oil contains mixture of heavy molecular weight hydrocarbons. High pyrolysis temperature coupled with quick vapor condensation result in high bio-oil yield (>70%) [39]. Condensed pyrolysis vapor contains more than three hundred mixture of condensable gaseous

compounds. Higher yield of bio-oil is obtainable from agricultural residues when compared with one obtainable from woody biomass. Quality of pyrolysis bio-oil is mostly affected by storage time and temperature. The higher the storage time, the more viscous and poorer quality of the bio-oil due to escape of volatile components. Decline in quality of bio-oil due to aging can be minimized through cool storage temperature. Bio-oil is mainly used as bio-fuel and chemicals for industrial productions. Bio-oil heating value can be maintained by monitoring its metal and water content. It is used as transportation fuel, when mixed in certain ratio with fossil fuel it minimizes greenhouse gas emission that causes major environment pollution, especially in the city. Bio-oil can serve as precursor for production of soap through saponification process in soap and detergent industry. Cosmetic industry uses bio-oil in production of shoe polish, hair and body cream [40]. Organic solvents, such as benzene is a very good precursor in production of important materials, like dyes, pigments, synthetic tyres and textile materials. Others are production of plastics, resins, rubber lubricants, detergents, drugs and pesticides. Benzene is also a good solvent used in chemical, biochemical and biological laboratories, as well as aviation bio-fuel [41]. Other organic solvents like hydroxyketones, hydroxyaldehydes, carboxylic acids, phenolic compounds, sugar and dehydrosugars are important precursors for chemical and allied industry [11].

### **5.3 Bio-char**

The solid component of pyrolysis products is known as bio-char. It is a black amorphous carbonaceous solid matter [42]. Properties and yield of bio-char are dependents of pyrolysis temperature, heating rate, vapor retention time, inert gas flow rate and nature of biomass [43]. A coarse and high yield bio-char is obtained from woody biomass, if pyrolysis temperature between 500 and 550°C, heating rate less than 1°C/s and greater than 450 s vapor retention time are used for its thermochemical process under inert environment. In contrary, if a fine bio-char is a desired material, agro-residue would be required as pyrolysis feedstock using degradation temperature greater than 600°C, high heating rate between 10 and 300°C/s and vapor retention time less than 20 s [11]. Bio-char with acceptable properties contains carbon as major component; other fractions are oxygen, hydrogen, nitrogen, sulfur and ash (inorganic metals). Bio-char with a long half life has its carbon to oxygen ratio (C:O) usually greater than 3:2, but one with 1:5 (C:O) has short half life. Inorganic ash component of bio-oil is very small in comparison with fossil fuel and it has low heating value of about 32 MJ/kg, which is about 60% higher than that of lower heating value of the parent material (biomass). Bio-char has many areas of application, ranging from soil enrichment in agro-chemistry, adsorbent in wastewater treatment to energy in electrochemical capacitor (supercapacitor) and bio-fuel [10].

#### *5.3.1 Bio-char for soil amendment*

Incessant ability of agricultural activities depends largely on biological, physical and chemical properties of soil. A little change in soil organic carbon has significant impact on plant growth. Farmers mostly use synthetic fertilizers for achieving this goal, but ironically the soil fertility decreases. It is only bio-char that provides soil with organic carbon that boots soil nutrient [22]. Environmental awareness has increased interest of global community for using bio-char as soil amendment agent. Tilling soil with bio-char stabilizes soil pH, enhances water retention capacity and available nutrients for plant growth [44]. Enhancement of soil nutrient by bio-char might be as a result of presence of potassium, magnesium, calcium, iron, zinc, phosphorous, sulfur and nitrogen in the bio-char. Equally, amendment of soil by

bio-char reduces leaching out of soil nutrient and aids slow nutrients release to the plant, where by making nutrients available for long period of time. This promotes plant growth and mitigates climate change through consumption of carbon(IV) oxide (greenhouse gas) by growing plants during photosynthesis (smart carbon cycle). Therefore, application of bio-char in soil amendment makes our environment greener and increase production of food for geometrically increasing human population [45].

### 5.3.2 Bio-char as adsorbent for wastewater treatment

Inadequate water supply globally has given significant attention to the production of sustainable and eco-friendly bio-char based adsorbent for treatment of wastewater containing heavy metals, emerging contaminants and dye effluent from textile industry [7]. Properties of bio-char, such as cation exchange capacity, high surface area, high carbon content, amorphous and hydrophilic nature aid its applicability. Previous research works have established bio-char as suitable material for treatment of wastewater. Jabar and Odusote [3, 6] used bio-char obtained from water lily and oil palm empty bunch fiber for treatment of water contaminated with malachite green and cibacron blue 3G-A (CB) dye respectively. Thue et al. [46] used shell of cashew of Para for treatment of wastewater containing emerging contaminants. Ozsin et al. [47] used chemically activated carbon from agricultural waste of chickpea and its application for heavy metal adsorption. Wood-based bio-char was used as adsorbent for removing toxic elements from wastewater by Shaheen et al. [48], while Gwenzi et al. [49] showed that designed water treatment plant based on biomass derived char was a prospective low cost sustainable technology for producing dirt free water.

### 5.3.3 Bio-char as energy and energy storage device

Use of bio-char as source of energy for heating was old as human existence. It was popularly used as energy source for blast furnace in production of iron from iron ore called hematite and in petroleum refinery plant for separation of fractions using fractional distillation. Researchers are currently focusing on the use of bio-char in production of supercapacitor called electrochemical capacitor [50]. Supercapacitor is an energy storage device that stores and releases electrical energy within a few seconds [51]. It stores energy as electric charge at electrolyte porous carbon electrode interface more than ten times conventional capacitor does [52]. It has to its advantages, high power density and satisfactory energy density [53]. Properties of bio-char, such as excellent electrochemical performance, high surface area, fast electron transport and abundant functional moieties make it suitable for production of supercapacitor [54]. Several researchers have prepared and activated bio-char for production of supercapacitor in electrochemistry. One of these researchers is Vinayagam and his co-researchers [55] who prepared activated carbon from *Sapindus trifoliatus* nut shell for high performance symmetric supercapacitor applications.

## 6. Conclusion

Pyrolysis is thermochemical decomposition of biomass under inert environment. The products of this process are syn-gas, bio-oil and bio-char. These products are alternative to petrochemicals as they are good sources of renewable and eco-friendly energy and bio-chemical precursors for chemical and allied industry. Several factors including nature of biomass, biomass moisture content and design of pyrolyzer, others are vapor retention time, heating rate and degradation temperature determine quantity and quality of these pyrolysis products.

## **Conflict of interest**

The author declares no conflict of interest.

IntechOpen

IntechOpen

## **Author details**

Jamiu Mosebolatan Jabar  
Textile and Polymer Research Laboratory, Chemistry Department, The Federal  
University of Technology, Akure, Nigeria

\*Address all correspondence to: [jmjabar@futa.edu.ng](mailto:jmjabar@futa.edu.ng)

## **IntechOpen**

---

© 2021 The Author(s). Licensee IntechOpen. This chapter is distributed under the terms of the Creative Commons Attribution License (<http://creativecommons.org/licenses/by/3.0>), which permits unrestricted use, distribution, and reproduction in any medium, provided the original work is properly cited. 



## References

- [1] Sanusi S, Isah M, Fatima GM. Synthesis of polyol from sponge gourd (*Luffa aegyptiaca*) seed oil and production of polyurethane foam. United International Journal for Research & Technology. 2020;**02**(02):41-46
- [2] Jabar JM. Effect of chemical modification on physicochemical properties of coir, empty fruit bunch and palm kernel fibres. Applied Tropical Agriculture. 2016;**21**(1):153-158
- [3] Jabar JM, Odusote YA. Utilization of prepared activated biochar from water lily (*Nymphaea lotus*) stem for adsorption of malachite green dye from aqueous solution. Biomass Conversion and Biorefinery. 2021;1-12. <https://doi.org/10.1007/s13399-021-01399-9>
- [4] Jabar JM, Adedayo TE, Odusote YA. Green, eco-friendly and sustainable alternative in dyeing cotton fabric using aqueous extract *Mucuna spongiae* F dye: Effects of metal salts pre-mordanting on color strength and fastness properties. Current Research in Green and Sustainable Chemistry. 2021;**4**:100151. DOI: 10.1016/j.crgsc.2021.100151
- [5] Jabar JM, Odusote YA, Alabi KA, Ahmed IB. Kinetics and mechanisms of congo-red dye removal from aqueous solution using activated *Moringa oleifera* seed coat as adsorbent. Applied Water Science. 2020;**10**:136. DOI: 10.1007/s13201-020-01221-3
- [6] Jabar JM, Odusote YA. Removal of cibacron blue 3G-A (CB) dye from aqueous solution using chemo-physically activated biochar from oil palm empty fruit bunch fiber. Arabian Journal of Chemistry. 2020;**13**:5417-5429. DOI: 10.1016/j.arabjc.2020.03.020
- [7] Jabar JM, Owokotomo IA, Ayinde YT, Alafabusuyi AM, Olagunju GO, Mobolaji VO. Characterization of prepared eco-friendly biochar from almond (*Terminalia catappa* L) leaf for sequestration of bromophenol blue (BPB) from aqueous solution. Carbon Letters. 2021;1-14. DOI: 10.1007/s42823-020-00214-1
- [8] Jabar JM, Ogunmokun AI, Taleat TAA. Color and fastness properties of mordanted *Bridelia ferruginea* B dyed cellulosic fabric. Fashion and Textiles. 2020;**7**:1. DOI: 10.1186/s40691-019-0195-z
- [9] Adetuyi AO, Jabar JM. Kinetic and thermodynamic studies of indigo adsorption on some activate bio-solids. Journal of the Chemical Society of Pakistan. 2011;**33**(2):158-165
- [10] Zaman CZ, Pal K, Yehye WA, Sagadevan S, Shah ST, Adebisi GA, et al. A Sustainable Way to Generate Energy from Waste. UK: IntechOpen, 2017. DOI: 105772/intechopen69036
- [11] Basu P. Pyrolysis. In: Biomass Gasification, Pyrolysis and Torrefaction. USA: CRC Press, 2nd ed. 2013;147-176. DOI: 10.1016/B978-0-12-396488-5.0005-8
- [12] Jabar JM. The effect of surface modifications on chemical composition of the oil palm and coir fibres. International Journal of Advanced Research in Chemical Science. 2017;**4**(1):13-21. DOI: 10.20431/2349-0403.0401002
- [13] Jung S, Kim S, Chung I. Comparison of lignin cellulose and hemicellulose contents for biofuels utilization among 4 types of lignocellulosic crops. Biomass and Bioenergy. 2015;**83**:322-327. DOI: 10.1016/j.biombioe.2015.10.007
- [14] Lupoi JS, Smith EA. Characterization of woody and herbaceous biomasses lignin composition with 1064 nm dispersive multichannel Raman spectroscopy. Applied Spectroscopy. 2012;**120**(1):810-819. DOI: 10.1366/12-06621



- [15] Abdul Kalil HPS, Yusra AFI, Bhat AH, Jawaid M. Cell wall ultrastructure, anatomy, lignin distribution and chemical composition of Malaysia cultivated kenaf fibre. *Industrial Crops and Products*. 2009;**31**(1):113-121
- [16] Petteren RC. The chemical composition of wood. In: Rowell R, editor. *Advances in Chemistry Series 207, the Chemistry of Solid Wood*. Washington DC, USA: American Chemical Society; 1984; Chap 2. pp. 57-126
- [17] Jekayinfa SO, Orisaleye JI, Pecenka R. An assessment of potential resources for biomass energy in Nigeria. *Resources*. 2020;**9**:92. DOI: 10.3390/resources9080092
- [18] Imasuen OI, Oshodi JN, Onyeobi TUS. Protection area for environmental sustainability in Nigeria. *Journal of Applied Sciences and Environmental Management*. 2013;**17**:53-58
- [19] Loi R. World crop residues production and implications of bits uses as bio-fuel. *Environment International*. 2005;**31**:375-384
- [20] Kaura A, Kumar M, Sachdeva S, Puri SK. Aquatic weeds as the next generation feedstock for sustainable bioenergy production. *Bioresource Technology*. 2018;**251**:390-402
- [21] Garrett DE, Mallan GM. Pyrolysis process for solid wastes. *US Patent*. 1979;**4**:153-514
- [22] Panwar NL, Pawar A, Salvi BL. Comprehensive review on production and utilization of biochar. *SN Applied Sciences*. 2019;**1**:168. DOI: 10.1007/s42452-019-0172-6
- [23] Lanzetta M, Blasi DC. Pyrolysis kinetics of wheat and corn straw. *Journal of Analytical and Applied Pyrolysis*. 1998;**44**:181-192
- [24] Yang H, Yan R, Chen H, Lee DH, Liang DT, Zheng C. Pyrolysis of palm oil wastes for enhanced production of hydrogen rich gases. *Fuel Processing Technology*. 2006;**87**:935-942
- [25] Jahirul ML, Rasual MG, Chowdhury AA, Ashwath N. Biofuel production through biomass pyrolysis—a technological review. *Energies*. 2012;**5**:4952-5001
- [26] Venderbosch RH, Prins W. Fast pyrolysis technology development. *Biofuels, Bioproducts and Biorefining*. 2010;**4**:178-208
- [27] Bridgewater AV, Czernik S, Piskorz J. An overview of fast pyrolysis. *Process Design of Biomass Thermochemical Conversion*. 2001;**2**:977-997
- [28] Cornelissen T, Yperman Y, Reggers G, Schreurs S, Carleer R. Flash co-pyrolysis of biomass with poly(lactic acid). Part 1: Influence on bio-oil yield and heating value. *Fuel*. 2008;**87**: 1031-1041
- [29] Altafini CR, Wander PR, Barreto RM. Prediction of working parameter of a waste gasifier through an equilibrium model. *Energy Conversion and Management*. 2003;**27**:155-171
- [30] Lv PM, Xiong ZH, Chang J, Wu CZ, Chen Y, Zhu JX. An experimental study on biomass air-stream gasification in fluidized bed. *Bioresource Technology*. 2004;**95**:95-101
- [31] Roy C, Blanchette D, Korving L, Yang J, De Caumia B. Development of novel vacuum pyrolysis reactor with improved heat transfer potential. In: Bridgewater AV, Boocock DGB, editors. *Developments in Thermochemical Biomass Conversion*. London, UK: Blackie Academic and Professional; 1997. pp. 351-367
- [32] Fernandez Y, Menendez JA. Influence of feed characteristics on the

microwave-assisted pyrolysis used to produce syngas from biomass wastes. *Journal of Analytical and Applied Pyrolysis*. 2011;**91**:316-322

[33] Hofmann I, Antal MJ. Numerical simulations of the performance of solar fired flash pyrolysis reactor. *Solar Energy*. 1984;**33**:427-440

[34] Boutin O, Ferrer M, Lede J. Flash pyrolysis of cellulose pellets submitted to a concentrated radiation: Experiments and modeling. *Chemical Engineering Science*. 2002;**57**:15-25

[35] Wei L, Thomasson JA, Bricka RM, Batcher WD, Columbus EP, Wooten JR. Experimental Study of a Downdraft Gralifier, ASABE Meeting Paper No. 066029. St. Joseph, Michigan: American Society of Agricultural and Biological Engineers; 2006

[36] Ben-Iwo J, Manovic V, Longhurst P. Biomass resources and biofuels potential for the production of transportation fuel. *Renewable and Sustainable Energy Reviews*. 2016;**63**:172-192. DOI: 10.1016/j.biombioe.2015.10.007

[37] Patel P. The advance hints at sustainable, efficient factory production of food and industrial chemicals. *ACS*. 2021;1-3. DOI: 10.1126/science.abh4049

[38] Rouwenhorst KHR, Elishav O, Mosevitzky Lis B, Grader GS, Mounaim-Rousselle C, Roldan A, et al. Future trends. In: *Techno-Economic Challenges of Green Ammonia as Energy Vector*. USA: Academic Press, 2021;303-319. DOI: 10.1016/B978-0-12-820560-0.00013-18

[39] Gonzalez JF, Roman S, Encinar JM, Martina G. Pyrolysis of various biomass residues and char utilization for production of activated carbons. *Journal of Analytical and Applied Pyrolysis*. 2009;**85**:134-141

[40] Fahmi R, Bridgewater AV, Donnison I, Yates I, Jones JM. The effect of lignin and inorganic species in biomass on pyrolysis oil yield, quality and stability. *Fuel*. 2008;**87**:230-240

[41] Frank H, Stadelhofer JW. Production and uses of benzene derivatives. *Industrial Aromatic Chemistry*. 1988:132-235. 10.1007/978-3-642-73432-8\_5. Springer Nature. Rutgerwerke AG, Frankfurt/M 11, West Germany

[42] Certin E, Mightadei B, Gupta R, Wall TF. Influence of pyrolysis conditions on the structure and gasification reactivity of biochars. *Fuel*. 2004;**83**:2139-2150

[43] Bourka J, Manky-Harris M, Fushimi C, Dowaki K, Nunoura T, Antal MJ Jr. Do all carbonized charcoals have the same structure? A model of chemical structure of carbonized charcoal. *Industrial & Engineering Chemistry Research*. 2007;**46**:5954-5967

[44] Ernsting A, Smolker R. Biochar for climate change mitigation: Fact or friction. 2009. pp. 1-10

[45] Sohi S, Lopez-Capel E, Krull E, Bol R. Biochar, climate change and soil. A review guide future research. In: *CSIRO Land and Water Science Report*. Canberra, Australia: CSIRO; 2009

[46] Thue PS, Lima DR, Naushad M, Lima EC, de Albuquerque YRT, Dias SLP, et al. High removal of emerging contaminants from wastewater by activated carbons derived from the shell of cashew of Para. *Carbon Letters*. 2020;1-16. DOI: 10.1007/s42823-020-00145-x

[47] Ozsin G, Kılıc M, Apaydın-Varol E, Putun AE. Chemically activated carbon production from agricultural waste of chickpea and its application for heavy metal adsorption: Equilibrium, kinetic, and thermodynamic studies. *Applied Water Science*. 2019;**9**:56

- [48] Shaheen SM, Niazi NK, Hassan NE, Nibi I, Wang H, Tsang DC, et al. Wood-based biochar for the removal of potentially toxic elements in water and wastewater: A critical review. *International Materials Reviews*. 2018;1-32. DOI: 10.1080/09506608.2018.1473096
- [49] Gwenzi W, Chaukura N, Noubactep C, Mukome FN. Bio-char based water treatment systems as a potential low-cost and sustainable technology for clean water provision. *Journal of Environmental Management*. 2017;197:732-749
- [50] Sadeghi Ghazvini AA, Taheri-Nassaj E, Raissi B, Riahifar R, Yaghmaee MS, Shaker M. Co-electrophoretic deposition of  $\text{Co}_3\text{O}_4$  and graphene nanoplates for supercapacitor electrode. *Materials Letters*. 2021;285:129195
- [51] Fathi AR, Riahofar R, Raissi B, Yaghmaee AS, Ghorbazadeh M. Optimization of cathode material components by means of experimental design for Li-ion batteries. *Journal of Electronic Materials*. 2020;49(11): 6547-6558
- [52] Sheng LZ, Zhao YY, Hou BQ, Xiao Z, Fan Z. N-doped layered porous carbon electrodes with high mass loadings for high performance supercapacitors. *New Carbon Materials*. 2021;36(1):179-188
- [53] Luo X, Chen Y, Mo Y. A review of charge storage in porous carbon based supercapacitor. *New Carbon Materials*. 2021;36(1):49-68
- [54] Shaker M, Ghazvini AS, Cao W, Riahifa R, Ge Q. Biomass-derived porous carbon as electrode—A review. *New Carbon Materials*. 2021;36(3):546-572
- [55] Vinayagam M, Babu RS, Sivasamy A, Lucia A, Barros F. Biomass-derived porous activated carbon nanofibres from *Sapindus trifoliatus* nut shells for high-performance symmetric supercapacitor applications. *Carbon Letters*. 2021;1-11. DOI: 10.1007/s42823-021-00235-4