

# We are IntechOpen, the world's leading publisher of Open Access books Built by scientists, for scientists

4,900

Open access books available

124,000

International authors and editors

140M

Downloads

Our authors are among the

154

Countries delivered to

TOP 1%

most cited scientists

12.2%

Contributors from top 500 universities



WEB OF SCIENCE™

Selection of our books indexed in the Book Citation Index  
in Web of Science™ Core Collection (BKCI)

Interested in publishing with us?  
Contact [book.department@intechopen.com](mailto:book.department@intechopen.com)

Numbers displayed above are based on latest data collected.  
For more information visit [www.intechopen.com](http://www.intechopen.com)



# Thermal Insulation Coatings in Energy Saving

*Xiufang Ye and Dongchu Chen*

## Abstract

The surface temperature of object rises due to the accumulated heat when it absorbs solar energy, the excessive temperature caused by solar radiation will result in many inconveniences and even troubles in industrial production and daily life; in order to maintain the proper temperature of the object, a large amount of energy is consumed. The development of effective and economic thermal insulation materials is the key to meet the urgent needs for energy saving and emission reduction. In the face of variety of choices of thermal insulation materials, thermal insulation coating become more and more popular due to its good thermal insulation performance, economic, easy to use, and adaptability for a wide range of substrates. With the thermal insulation functional fillers (briefly called fillers in the following text) in coating system, the films can show a certain thermal insulation effect by reflecting, radiating, or isolating heat. As a result, when covered by thermal insulation coatings, the surface temperature of object would be greatly decreased. In this case, a large amount of energy consumed for cooling down the objects exposed to sunlight could be saved, which means the energy consumption can be reduced effectively by just covering with a thermal insulation coating on the surface of object.

**Keywords:** thermal insulation coatings, mechanism, composite, functional fillers, energy saving

## 1. Introduction

Under the sunlight, the object absorbs solar energy and the surface temperature rises. As we all know, when there is a temperature difference between the surface and the interior of the object, the heat transfer occurs. As a result, the temperature inside the object also increases by heat transfer. Just like the room temperature become warmer in winter or become hotter in summer after sunrise, and on the other hand, the room temperature become colder in winter or become cooler in summer after sunset. In order to maintain the suitable room temperature, air conditioners are widely used; however, it consumes too much energy. Relevant statistics [1, 2] show that more than 50% of human material obtained from nature is used to build various types of buildings and their ancillary facilities, and at least 50% of energy in the world was consumed during the construction and for the use of these buildings.

In addition, the higher surface temperature caused by solar radiation can affect both industrial production and daily life. As we all know, high temperature is disadvantageous to store food, vegetables, fruits, and medicines. So, a very large amount of energy has been consumed for sprinklers, air conditioners, and fans. But moreover, high temperature accelerates the corrosion, aging, and degradation rate

of materials, so that these materials will be limited in application due to its affected mechanical and chemical properties. For example, higher temperature will cause the thermal expansion and thermal stress of materials, which will accelerate cracking, corrosion, and destruction of the material. In some cases, high temperatures cause not only much more energy consumption but also the potential hazards. If we take petrochemical containers, for example, in hot summer, the storage tank for oil, gas, chemical, etc. required to be cooled by water spray regularly. Otherwise, high temperatures can cause excessive volatile organic compounds volatilization and even explosion. But this cooling method not only wastes a lot of water and electricity costs, but also affects the tank equipment maintenance.

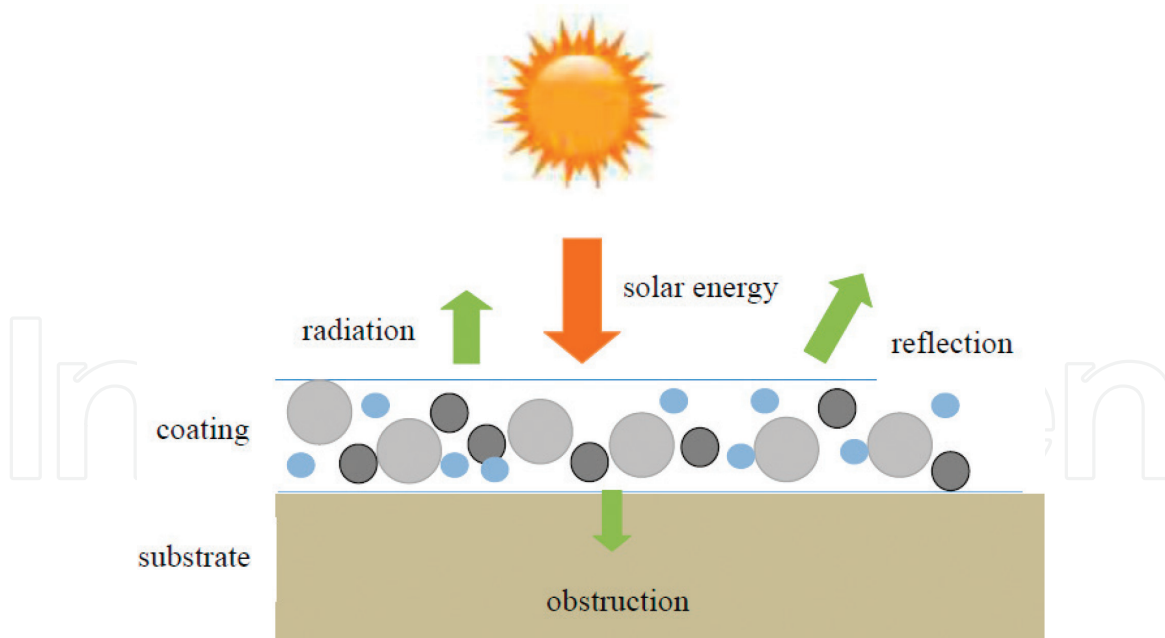
As discussed above, large amounts of energy have already been consumed and are still consuming to adjust the proper temperature in industrial production and daily life. Among them, the proportion of building energy consumption is still the largest one. Moreover, the building energy consumption is now increasing rapidly with the increasing building scale [3]. So, the development of building energy-saving technologies has become an urgent need for all countries in the world. In the existing building energy-saving technologies, the choice of the plan of the external envelope is the first issue to be considered in the building energy-saving design. The thermal performance of the external envelope is the basis for determining whether the building can save energy [2, 4–6]. Energy conservation of the external envelope mainly from the following aspects, including the building's walls, roofs, doors, and windows, in addition to the rationality of building structures, proceeds on the walls [7], roofs [5], doors, and windows [6]; the most crucial part is the use of thermal insulation material to achieve the interval thermal insulation effect and to achieve the purpose of building energy efficiency.

In the face of variety of choices of thermal insulation materials, thermal insulation coating become more and more popular for its economic, easy to use, suitable for variable substrates, and good thermal insulation effects. Generally speaking, coatings are basically composed of resin, functional fillers, additives, pigments, and solvents. Compared with other coatings, the most significant characteristic of thermal insulation coatings is that the functional fillers used are materials with excellent thermal insulation performance. Usually, these fillers are called thermal insulation functional fillers (shortly referred as fillers in the following text). There are already plenty of coating products composed of different resins that are suitable for different substrates. So in theory, it is possible to get various thermal insulation coatings that are suitable for walls, roofs, doors, and even windows just with the combination of different resins and fillers. From this point of view, suitable fillers are chosen that are crucial to achieve a desired thermal insulation performance.

## **2. The mechanism of thermal insulation coatings**

According to the heat transfer theory, the solar radiation is mainly transmitted to the object as heat, so when the surface of the object absorbs sunlight, the heat can transfer from the surface to the inside of object. As a result, the temperature of the object rises accordingly. But if the object can be covered with thermal insulation coatings on its surface, most of the extra heat from sunlight can be insulated before it transfers to the surface of the object (**Figure 1**).

The heat transfer is usually a combination of heat conduction, heat convection, and heat radiation. Based on these, there are three different thermal insulation modus: obstructive, reflective, and radiative. Accordingly, with corresponding fillers, thermal insulation coatings can be divided into four different kinds: obstructive, reflective, radiative, and composite thermal insulation coatings [8].



**Figure 1.**  
*Schematic diagram of the mechanism of thermal insulation with coating.*

## 2.1 Obstructive thermal insulation coatings

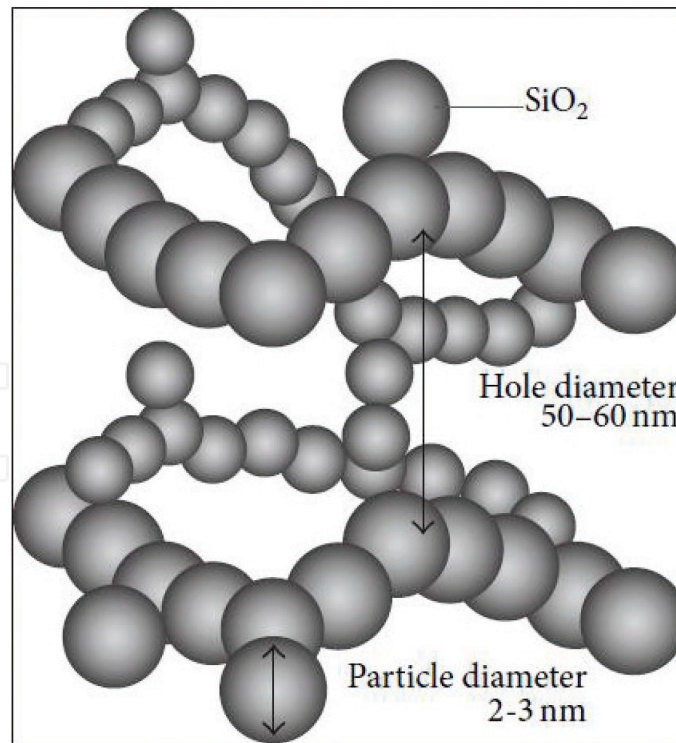
The obstructive thermal insulation coating is a kind of passive thermal insulation coating by resisting heat transfer with particular fillers. But as mentioned above, the coatings system always consists of resin, fillers and pigments, additives, and solvents. So, not only the thermal conductivity of fillers but also other materials are crucial to the heat-resist performance of film. In general, pigments, fillers, additives, and film-forming materials with low thermal conductivity are selected to produce an obstructive thermal insulation coating; among them, the fillers with very low thermal conductivity called thermal insulation functional fillers are the key to achieve an excellent thermal insulation performance of the film.

With these special fillers, the film can stay at a low thermal conductivity and achieve an excellent thermal resistance performance. So, the thermal conductivity ( $\lambda$ ) of the functional fillers is generally less than  $0.06 \text{ W}\cdot\text{m}^{-1}\cdot\text{K}^{-1}$  as the  $\lambda$  of air is about  $0.0267 \text{ W}\cdot\text{m}^{-1}\cdot\text{K}^{-1}$ , which means quite poor thermal conductivity, so most of the obstructive thermal insulation fillers have a hollow structure. Common thermal insulation functional fillers are materials with a hollow structure, such as, inorganic silicate-based materials, asbestos fibers, expanded perlite, sepiolite, closed-cell perlite, diatomaceous earth, and so on. Closely packed hollow particles in these fillers can form a layer of gas that has a barrier to heat and blocks the “thermal bridge” (**Figure 2**).

In practical applications, the film thickness always affects its thermal insulation effect. Generally speaking, thicker one means lower thermal conductivity and shows better heat insulate performance of the film. As a result, the coating is expected to be as thick as possible, based on these, the thickness of dry film is usually controlled at 5–20 mm for many obstructive thermal insulation coatings since 1980s [9, 10]. Although thicker films are needed to achieve better thermal insulation performance, but unfortunately, thicker films show the following problems at the same time: weaker impact resistance, obvious dry shrinkage, and high moisture absorption rate.

The situation will be quite different if the hollow structure of the fillers is closed, like hollow ceramic beads, hollow glass beads, hollow porous silica ceramics, etc. Studies [11–15] show that films with closed hollow structure have an excellent thermal insulation performance especially when the size of thermal insulation functional fillers reaches nanoscale, and it can be even used as a thin film. This





**Figure 2.**  
*Network architecture of an aerogel.*

could be caused by the very low-close to zero-heat convection and heat conduction from molecular vibration when the bulk density of the coating and the pore diameter therein are sufficiently small. Reports shown unlike traditional thick-coated obstructive coatings, thin films with closed hollow structure fillers like hollow ceramic microbubbles can effectively enhance the thermal insulation performance of the buildings. A thin thermal insulation coating with silica hollow spheres as a functional filler is prepared, and the thermal insulation performance of the film was quantitatively evaluated by thermoresistance superposition method; test results showed that the thermal conductivity of the film is just  $0.05 \text{ W}\cdot\text{m}^{-1}\cdot\text{K}^{-1}$ , which means having an excellent thermal insulation effect [12]. Nano- $\text{TiO}_2$ -modified hollow polymer microspheres were used as a functional filler in thermal insulation coating [16]; test data showed that the thermal conductivity of the film is only  $0.1687 \text{ W}\cdot\text{m}^{-1}\cdot\text{K}^{-1}$  and temperature difference of the film was up to  $5.8^\circ\text{C}$ .

Anyway, although a lot of works have been done and achieved a great progress in the improvement of thermal insulation performance in thin obstructive coatings, the main products on trading market are still traditional thick-coated obstructive coatings. As discussed above, the thick-coated obstructive coatings are not very suitable for buildings due to the contradiction between thermal insulation and comprehensive properties. So, more works are still needed to explore thin obstructive coating products in building energy saving.

## 2.2 Reflective thermal insulation coatings

The film of reflective thermal insulation coatings can reflect solar energy, rather than absorption or resist. Usually, we can use total solar reflectance (TSR) to evaluate the reflectivity of a material. TSR means the ratio of solar energy reflected by a certain surface of material, usually expressed as a percentage. For example, when the TSR value of a particular material is 75%, which means, the material can reflect away 75% of solar energy and only absorb the rest 25% of solar energy. Theoretically, any material can reflect solar energy more or less. As the energy wavelength of solar

radiation is mainly concentrated at the range of 200–2500 nm, to specific, about 50% is distributed in the visible spectrum (from 400 to 720 nm) and 43% distributed in the near-infrared spectrum (from 720 to 2500 nm). Since higher reflectivity means better thermal insulation of the film in 400–2500 nm region, the first principle to choose reflective fillers is that the material should show high reflectivity in visible and near-infrared spectrum. Researches [17, 18] show that these fillers can improve the thermal insulation performance of the film obviously compared with the traditional thermal insulation materials.

Usually, the visible color of the film is decided by the visible color of the fillers, and the fillers show particular color due to its selective reflection and absorption of visible spectrum. For example, white means the filler almost completely reflects all visible spectrum from 400 to 720 nm, whereas black means the filler absorbs almost all visible spectrum and red means the filler can primarily reflect spectrum from 650 to 700 nm, while absorb other spectrums in visible region. Based on these, white is the best color for infrared reflective fillers, for white fillers can reflect away almost all the spectrum in visible bands. For example, the TSR of titanium white is higher than 75%. But on the opposite, black fillers are barely selected for thermal insulation, because it can absorb almost all solar energy in visible spectrum, such as the TSR of carbon black is as low as 3–5%, which means it can absorb 95–97% of the solar energy. How different colors affect the indoor temperature of building has been studied not only theoretically but also experimentally [19, 20–23]; test in different conditions verified that the white fillers show better thermal insulation than fillers with other colors, especially black. Just after hours of solar radiation, the room temperature is 7°C higher when the surface of building is covered with black than white. Taking decorative into account, pigments show particular colors are usually added to coatings; so eventually, the reflection and absorption properties of film in the visible spectrum are affected by both fillers and pigments.

As discussed above, adding reflective fillers into coatings is an effective way to improve thermal insulation performance of the film. In this situation, fillers with high reflectivity at both visible spectrum and near-infrared spectrum bands are good choice. Under this premise, metal, metal oxide, hollow glass beads, fly ash beads and ceramic beads, and other materials with higher reflectivity are mainly selected as functional fillers when reflective thermal insulation coatings are prepared. But it is worth noting that, not only the color but also the structure of fillers affects the thermal insulation performance of the film; for example, metal oxide fillers with nanocrystal structure have better near-infrared reflectivity, which means better thermal insulation performance than with ordinary structure of metal oxide fillers [24–26].

Sometimes, two or more kinds of reflective thermal insulation functional fillers are mixed in order to get better thermal insulation performance of the film. But the truth is that the reflectivity of the mixed fillers is not simply a sum of the reflectivity of each filler. For example, the TSR of CoAl blue and MnSbTi brown is 35.7 and 32.6%, respectively, but if these two fillers were mixed according to a mass ratio 1:1, test results show that the TSR value of the mixture is only 26.9%, which is not only lower than the intermediate value 34.15% but also lower than the minimum TSR value of MnSbTi brown (32.6%).

To reflective thermal insulation coating systems, as the reflection occurs mainly on the surface of the film, thicker films do not always mean better thermal insulation performance. This is quite different to obstructive thermal insulation coatings. Generally speaking, there is an optimal value thickness of the reflective thermal insulation film; if the thickness of the film is lower than the optimal value, the thermal insulation performance is better when the film is thicker, but if the thickness of the film exceeds the optimal value, increasing the thickness of the film shows little

effect on improving the thermal reflection efficiency of the film. This is because when the film is thinner, part of the solar can penetrate the film and be absorbed by the substrate under the film, but when the thickness reaches to a certain value, the substrate is completely covered by the film and the reflectivity is stable at same time; as a result, the thermal insulation effect become steady [27, 28].

With reflective thermal insulation functional fillers, films can reflect solar directly back to atmosphere, rather than first absorb and the emission as the thermal conductive coating; so theoretically, the thermal insulation performance of reflective thermal insulation coatings is better than obstructive thermal insulation coatings [18]. It is noteworthy that reducing the roughness of the film surface is conducive to improving the thermal reflectivity of the film. Hollow glass microspheres covered with nickel were used as fillers [29]; the results showed that the thermal insulation performance of the film is excellent.  $ZrO_2$  ceramic balls coated with potassium silicate have higher light scattering, reflectance, about 10–20 times that of common  $ZrO_2$  ceramic balls. Compared with the same size of rutile  $TiO_2$  fillers, the effect of modified  $ZrO_2$  ceramic ball is improved by 1/3 [30].

Fillers with high reflectivity and high emissivity were applied to improve the reflectivity of the films in the near-infrared region (720–2500 nm) and visible region (400–720 nm). Researchers have done much and made big improvements in this area up to now; as a result, reflective thermal insulation coatings have already been studied and used widely [18, 31–33]. For example, covered with heat-reflective insulation film on exterior walls of building in Hangzhou, China, a typical hot summer and cold winter zone, the surface temperature of the wall can be reduced up to 10°C. By calculating, it was found that the annual air-conditioning electricity saving with heat reflective insulation coating on exterior walls is about 5.8 kWh/(m<sup>2</sup> month), which indicated that the energy saving effect with the heat insulation coating is obvious [34].

With good thermal insulation performance, various reflective thermal insulation coating products can be selected in coating markets, which is now the main product in thermal insulation coating market.

### **2.3 Radiative thermal insulation coatings**

Any object exposed to the sunlight can absorb while radiate solar energy at the same time. If the object absorbs more energy from solar than it radiates to the external space, the temperature of the object increases. On the other hand, if the object radiates more energy than it absorbs, the temperature of the object decreases. During this progress, the radiated energy is emitted in the form of invisible infrared light and longer wavelength electromagnetic waves. This radiation caused by molecular, atomic thermal motion is called thermal radiation.

Theoretically, thermal radiation exists between any practicality object. That means when any object radiates the energy of itself into external space, the external space radiates energy back to the object at the same time. Although the two processes always exist at the same time, but as we all know, when the temperature of the object is higher than the external space, the results of thermal radiation are that the object transmits more energy to external space and vice versa. If the temperature between object to external space is the same, there is no temperature change for the object after thermal radiation, for the amount of energy transmit, and accept by object is equal during the whole process. The temperature in outer space is close to absolute 0 K, so it seems that outer space is an ideal energy receptor, which means that any object can radiate the energy of itself into outer space with thermal radiation. But unfortunately, the energy radiation from objects on the ground to outer space is always been impeded by the outer surface atmosphere of the earth.



As the atmosphere worked as a barrier between the object and the outer space, so in order to get an ideal thermal radiation, first of all, we make sure the radiation can be successfully transmitted through the atmosphere into outer space. Atmosphere is mainly composed of water vapor and carbon dioxide, and these two substances show a weak absorbance during 8–13  $\mu\text{m}$  spectrum. That is to say, the atmosphere has a high transmission during 8–13  $\mu\text{m}$  radiation, or in other words, when the thermal radiation between object and outer space occurs during 8–13  $\mu\text{m}$  spectrum, the outer surface atmosphere of the earth is no longer a barrier but a “window”; through this “window,” the radiator on the ground can radiate directly into outer space. Usually, it is called “infrared window” in infrared technology.

The radiative thermal insulation coatings are a system with special fillers, which can convert the absorbed energy into molecular vibration and rotational energy; so the absorbed energy can be eventually transmitted to external space in the form of thermal radiation. Based on these, object covered with thermal radiation film can radiate more energy to external space than it absorbs from solar at the certain wavelength; as a result, the radiative thermal insulation film can cool the covered object actively. This thermal insulation mechanism in radiative coatings is quite different from the obstructive and reflective coatings mentioned above. As with either obstructive or reflective fillers, the film can only block extra solar energy passively, but with radiative fillers, the film can radiate the extra solar energy to external space actively.

As discussed above, radiative fillers showed excellent thermal radiation ability when the outer surface atmosphere of the earth is worked as a “window.” So, in order to meet higher emissivity of film, fillers with strong absorption in the band from 8 to 13  $\mu\text{m}$  are the key to coatings. Studies [35–39] have shown that adding a certain amount of far-infrared fillers into coating system can greatly enhance the infrared radiation ability of the film. Usually,  $\text{Fe}_2\text{O}_3$ ,  $\text{MnO}_2$ ,  $\text{Cr}_2\text{O}_3$ ,  $\text{TiO}_2$ ,  $\text{SiO}_2$ ,  $\text{Al}_2\text{O}_3$ ,  $\text{La}_2\text{O}_3$ , and  $\text{CeO}$  with high emissivity are usually used as thermal radiation functional fillers. Meanwhile, materials with antispinel structure doping from a variety of metal oxide doping can be used as thermal radiation functional fillers due to its higher energy emissivity, like ATO, ITO, etc. [40–42].

One word in all, radiative fillers are the key factor to achieve excellent thermal radiation in coatings; so the development on new radiative fillers in recent years promoted thermal insulation performance of coatings, but the thermal radiation ability of fillers is affected by many factors like the concentration, diameter size, surface properties (roughness/periodicity) of fillers, doping or not, and so on; so the main problem in radiative commercial coatings is that fillers with steady and excellent thermal insulation performance are expensive.

## **2.4 Composite thermal insulation coatings**

As the heat transfer of object is a combination of heat conduction, convection, and radiation, the ideal thermal insulation coating can resist heat transfer, reflect, and radiate the solar energy actively. Although obstructive, reflective, or radiative thermal insulation coatings mentioned above have its own advantage in thermal insulation, the thermal insulation performance with just single mechanism cannot meet the desire for comprehensive thermal insulation; so under this background, composite thermal insulation coatings are designed to achieve a synergistic thermal insulation with obstructive, reflective, and radiative [43, 44]. For example, nanotitanium-oxide-modified hollow beads are used as functional filler; the film shows excellent thermal insulation performance due to the high reflectivity of the titanium oxide and low thermal conductivity of hollow beads at the same time [45]. A composite thermal insulation coating was prepared with obstructive, reflective, and radiative fillers together in Ref. [46]; testing results showed that the thermal



insulation grade of the film is R-21.1, the TSR value of the film goes to 0.79, and the energy emissivity value is as high as 0.83. Data show that the film can resist heat transfer effectively, reflect most of the solar energy, and can cool the substrate actively by radiating energy absorbed. Multithermal insulation system with obstructive, reflective, and radiative fillers compatible with either acrylic or fluorocarbon substrate shows better thermal insulation performance than that with just single thermal insulation mechanism filler [47–49]. So composite thermal insulation coatings now became the main direction of thermal insulation coating research.

### **3. Application and development of thermal insulation coatings**

Covering with thermal insulation coating has been one of the most effective techniques for energy saving. As discussed above, the thermal insulation performance of coatings is mainly affected by functional fillers, but the applicability of coatings is mainly affected by substrate. So when the coating is designed for a particular application, both thermal insulation performance and comprehensive performance like protective, decorative, and other special needs (anticorrosive, waterproof, fireproof, antifouling, conductive, sterilization, and so on) should be considered at the same time. In this situation, the multifunctional coatings with thermal insulation and other special functions can satisfy more to the requirements of market. Just take building energy saving for example, in order to achieve the overall thermal insulation effects, not only varies of thermal insulation coatings for the outside and inside walls of building have been produced. Meanwhile, considering the urgent thermal insulation needs on color steel plate, aluminum profiles, glass doors, and windows in modern building, researchers have been committed to the development of multifunctional coatings that can meet both the thermal insulation and other specific functional requirements of these structural components. To be specified, transparent thermal insulation coatings can be used for windows, thermal insulation, and anticorrosion coating coatings for aluminum profiles, and etc. Therefore, based on the practical application, the multifunctional coatings with thermal insulation and other special functions are the development trend for thermal insulation coatings.

#### **3.1 Transparent thermal insulation coatings**

Transparent thermal insulation coating is transparent in the visible light area with semiconductor powder as fillers. Materials with good transmittance on the visible spectrum and high infrared light transmittance can be used as functional fillers, including nanotin oxide antimony (ATO), nanoindium-tin oxide (ITO), etc., so the film with these fillers can show an excellent thermal insulation performance while being transparent [50–54].

Due to the unique size effect, localized field effect, quantum effect, and other unique properties, the nanoparticles can obviously improve both the thermal insulation and antiaging properties of the film. The transparent thermal insulation coatings can widely be used in glass doors and windows in modern buildings, automotive glass, and so on. In fact, transparent thermal insulation coatings can almost be used at any substrate with a particular need for both transmittance and thermal insulation needs.

A transparent thermal insulation coating with nano-ATO as filler was prepared and tested; results showed that the coatings show both good transparency and thermal insulation performance due to the use of nano-ATO. Moreover, the thermal insulation effect of the film increases with increasing weight content of ATO [52]. Test results also indicated that the transparent thermal insulation coatings with ATO possess good artificial accelerated weathering resistance.

### 3.2 Vacuum thermal insulation coatings

As thermal conduction caused by the molecular vibration and convection will completely disappear in vacuum, the thermal insulation performance of the film will be outstanding if the film can form a vacuum or near vacuum structure. In 1970s, experts in the United States obtained a high-quality thermal insulation coating, with aerogel as filler; the aerogel was prepared by filling spherical hollow ceramic microbubbles into an inert latex binder (aqueous) through NASA spacecraft insulation material technology. The aerogel then forms a vacuum cavity layer in the film, which can not only obstruct but also reflect solar energy effectively. Tests showed that just brushing a thin layer of the film on the surface of buildings, the room temperature increased in winter but decreased in summer. That means the coating showed an effective thermal insulation effect [55]. Moreover, data show that the film can reach a thermal insulation up to 95%, and as a result, reduced up to 30–60% energy consumption when used on buildings. That means the vacuum thermal insulation coatings are excellent in both thermal insulation and comprehensive performance due to its special structure [56, 57]. And it is considered to be one of the most efficient energy-saving materials with a promising future.

### 3.3 Nanoporous thermal insulation coatings

As mentioned above, aerogel with vacuum shows an ideal thermal insulation performance when used as fillers. But it is not easy to get a complete vacuum condition in many situations. Under this situation, researchers tried to use aerogel alone as filler. Aerogel basically consists of ultrafine particles and gaseous dispersion medium. Usually, the particles are filled in the pores of the medium's network structure. It is found that when the pores in network are less than 50 nm, the aerogel can show a very good thermal insulation effect. Actually, the fillers' ideal thermal conductivity value can even approach zero. So, it is entirely possible to obtain a coating with smaller thermal conductivity value than that of static air ( $0.023 \text{ W}\cdot\text{m}^{-1}\cdot\text{K}^{-1}$ ) with fillers with nanoporous structure [58], which means a lot to thermal insulation performance of the film. So, fillers with nanoporous structure provided unprecedented opportunities and possibilities for the development of thermal insulation coatings.

Aerogels are low-density solid materials with nanoporous network structures. The aperture of  $\text{SiO}_2$  aerogel is about 2–50 nm, and the hole rate is high up to 99.8%, and the thermal conductivity value of  $\text{SiO}_2$  aerogel is  $0.008\text{--}0.018 \text{ W}\cdot\text{m}^{-1}\cdot\text{K}^{-1}$  at room temperature, which is much lower than  $0.023 \text{ W}\cdot\text{m}^{-1}\cdot\text{K}^{-1}$ . So,  $\text{SiO}_2$  aerogel is considered to be one of the lowest thermal conductivity materials in the field of thermal insulation. The thermal insulation performance of  $\text{SiO}_2$  aerogel composites were also prepared and studied. For example,  $\text{SiO}_2$  aerogel composed with ceramic fibers was studied. As discussed, silica aerogel itself has very low thermal conductivity value on both gas and solid due to its special structure; meanwhile, ceramic fibers can greatly decrease the value of radioactive thermal conductivity of the composite. So as a result, silica aerogel composites show excellent thermal insulation properties. Test showed that the thermal conductivity value of the composite is only 0.017 and  $0.042 \text{ W}\cdot\text{m}^{-1}\cdot\text{K}^{-1}$  accordingly when test at 200 and  $800^\circ\text{C}$  [59]. A trimethylchlorosilane-modified  $\text{SiO}_2$  aerogel was prepared and tested, results indicated that the thermal conductivity of composite is 0.0136 and  $0.0284 \text{ W}\cdot\text{m}^{-1}\cdot\text{K}^{-1}$  at room temperature and  $400^\circ\text{C}$ , respectively [60].

With  $\text{SiO}_2$  aerogel and polyvinylidene fluoride as substrate, a thermal insulation film was prepared and tested. Results indicated that the thermal conductivity of the film is as low as  $0.028 \text{ W}\cdot\text{m}^{-1}\cdot\text{K}^{-1}$  [61]. Meanwhile, the performance of thermal insulation enhanced with the increasing content of  $\text{SiO}_2$  aerogel [62, 63].

### 3.4 Smart thermal insulation coatings

Smart thermal insulation coating, which can insulate heat when the outer temperature is too high and release heat when the outer temperature is too low, has drawn attention in recent years, as this kind of coating has both energy storage and thermal insulation functions. Thermochromic, photochromic, electrochromic, and gasochromic films are demonstrated for energy saving as different kinds of thermal insulation coatings [64–73]. By just taking thermo-chromic films for example, thermo-chromic materials are capable of changing their optical properties when exposed to heat. The transmittance and reflectance can be significantly altered due to phase transition. Metal oxides such as lower oxides of vanadium, titanium, iron, and niobium can be used as fillers, which means, with these fillers in coating system, the color of the film can change when the temperature changes. With lower transition temperature and sharp transition features, vanadium dioxide (VO<sub>2</sub>)-based smart coatings have gained much attention in recent years. When the temperature is lower than 68°C (T<sub>c</sub>), the structure of VO<sub>2</sub> is semiconducting (insulating) monoclinic phase; when the temperature exceeds T<sub>c</sub>, the structure turns to metallic tetragonal rutile [74]. The switch between the different structures means different light selectivity, which means, at temperature under T<sub>c</sub>, film with VO<sub>2</sub> allows transmission of the visible and infrared light, and when the temperature is higher than T<sub>c</sub>, the VO<sub>2</sub> film allows visible light but blocks IR. As a result, film with VO<sub>2</sub> shows variation color when the temperature changes. Researchers have already done much to improve the luminescence transmittance and modulation capability of solar energy [75–78].

Based on the adjustability of the coating system, the study on smart thermal insulation coating causes more and more attention from the researchers; so it is worth looking forward to the widespread application of the smart thermal insulation coatings sometime in the future.

### Acknowledgements


This chapter is supported by the key Project of Department of Education of Guangdong Province (2016GCZX008), the key Research Platform Project of Department of Education of Guangdong Province (gg041002) and the Project of Engineering Research Center of Foshan (20172010018).

### Author details

Xiufang Ye\* and Dongchu Chen  
School of Materials Science and Energy Engineering, Foshan University, Foshan, Guangdong Province, China

\*Address all correspondence to: yexf@fosu.edu.cn

### IntechOpen

© 2018 The Author(s). Licensee IntechOpen. This chapter is distributed under the terms of the Creative Commons Attribution License (<http://creativecommons.org/licenses/by/3.0>), which permits unrestricted use, distribution, and reproduction in any medium, provided the original work is properly cited. 

## References

- [1] Cai WG et al. China building energy consumption: Situation, challenges and corresponding measures. *Energy Policy*. 2009;**37**(6):2054-2059
- [2] Al-Homoud DMS. Performance characteristics and practical applications of common building thermal insulation materials. *Building and Environment*. 2005;**40**(3):353-366
- [3] Berardi U. A cross-country comparison of the building energy consumptions and their trends. *Resources, Conservation and Recycling*. 2017;**123**:230-241
- [4] Goudarzi H, Mostafaeipour A. Energy saving evaluation of passive systems for residential buildings in hot and dry regions. *Renewable and Sustainable Energy Reviews*. 2017;**68**:432-446
- [5] Berardi U. The outdoor microclimate benefits and energy saving resulting from green roofs retrofits. *Energy and Buildings*. 2016;**121**:217-229
- [6] Powell MJ et al. Intelligent multifunctional VO<sub>2</sub>/SiO<sub>2</sub>/TiO<sub>2</sub> coatings for self-cleaning, energy-saving window panels. *Chemistry of Materials*. 2016;**28**(5):1369-1376
- [7] Omrany H et al. Application of passive wall systems for improving the energy efficiency in buildings: A comprehensive review. *Renewable and Sustainable Energy Reviews*. 2016;**62**:1252-1269
- [8] Bao Y et al. Monodisperse hollow TiO<sub>2</sub> spheres for thermal insulation materials: Template-free synthesis, characterization and properties. *Ceramics International*. 2017;**43**(12):8596-8602
- [9] Ozel M. Thermal performance and optimum insulation thickness of building walls with different structure materials. *Applied Thermal Engineering*. 2011;**31**(17):3854-3863
- [10] Cernuschi F et al. Modelling of thermal conductivity of porous materials: application to thick thermal barrier coatings. *Journal of the European Ceramic Society*. 2004;**24**(9):2657-2667
- [11] Sun Z et al. Porous silica ceramics with closed-cell structure prepared by inactive hollow spheres for heat insulation. *Journal of Alloys and Compounds*. 2016;**662**:157-164
- [12] Liao Y et al. Composite thin film of silica hollow spheres and waterborne polyurethane: Excellent thermal insulation and light transmission performances. *Materials Chemistry and Physics*. 2012;**133**(2):642-648
- [13] Bouchair A. Steady state theoretical model of fired clay hollow bricks for enhanced external wall thermal insulation. *Building and Environment*. 2008;**43**(10):1603-1618
- [14] Hu Y et al. Silicon rubber/hollow glass microsphere composites: Influence of broken hollow glass microsphere on mechanical and thermal insulation property. *Composites Science and Technology*. 2013;**79**:64-69
- [15] Liang JZ, Li FH. Simulation of heat transfer in hollow-glass-bead-filled polypropylene composites by finite element method. *Polymer Testing*. 2007;**26**(3):419-424
- [16] Chao Y et al. Surface modification of light hollow polymer microspheres and its application in external wall thermal insulation coatings. *Pigment & Resin Technology*. 2016;**45**(1):45-51
- [17] Santamouris M, Synnefa A, Karlessi T. Using advanced cool materials in the



urban built environment to mitigate heat islands and improve thermal comfort conditions. *Solar Energy*. 2011;**85**(12):3085-3102

[18] Synnefa A, Santamouris M, Livada I. A study of the thermal performance of reflective coatings for the urban environment. *Solar Energy*. 2006;**80**(8):968-981

[19] Cheng V, Ng E, Givoni B. Effect of envelope colour and thermal mass on indoor temperatures in hot humid climate. *Solar Energy*. 2005;**78**(4):528-534

[20] Bansal NK, Garg SN, Kothari S. Effect of exterior surface colour on the thermal performance of buildings. *Building and Environment*. 1992;**27**(1):31-37

[21] Uemoto KL, Sato NMN, John VM. Estimating thermal performance of cool colored paints. *Energy and Buildings*. 2010;**42**(1):17-22

[22] Levinson R et al. Methods of creating solar-reflective nonwhite surfaces and their application to residential roofing materials. *Solar Energy Materials and Solar Cells*. 2007;**91**(4):304-314

[23] Levinson R, Akbari H, Reilly JC. Cooler tile-roofed buildings with near-infrared-reflective non-white coatings. *Building and Environment*. 2007;**42**(7):2591-2605

[24] Revel GM et al. Nanobased coatings with improved NIR reflecting properties for building envelope materials: Development and natural aging effect measurement. *Cement and Concrete Composites*. 2013;**36**:128-135

[25] Liu W et al. Facile synthesis and characterization of 2D kaolin/CoAl<sub>2</sub>O<sub>4</sub>: A novel inorganic pigment with high near-infrared reflectance for thermal

insulation. *Applied Clay Science*. 2018;**153**:239-245

[26] Qi Y, Xiang B, Zhang J. Effect of titanium dioxide (TiO<sub>2</sub>) with different crystal forms and surface modifications on cooling property and surface wettability of cool roofing materials. *Solar Energy Materials and Solar Cells*. 2017;**172**:34-43

[27] Wang Z et al. A facial one-pot route synthesis and characterization of Y-stabilized Sb<sub>2</sub>O<sub>3</sub> solar reflective thermal insulating coatings. *Materials Chemistry and Physics*. 2011;**130**(1):466-470

[28] YuXin CMJJC. Study of solar heat-reflective pigments in cool roof coatings. *Journal of Beijing University of Chemical Technology (Natural Science Edition)*. 2009;**1**:013

[29] Shinkareva EV, Safonova AM. Conducting and heat-insulating paintwork materials based on nickel-plated glass spheres. *Glass and Ceramics*. 2006;**63**(1):32-33

[30] Wang MJ, Kusumoto N. Ice slurry based thermal storage in multifunctional buildings. *Heat and Mass Transfer*. 2001;**37**(6):597-604

[31] Stamatakis P. Optimum particle size of titanium dioxide and zinc oxide for attenuation of ultraviolet radiation. *Journal of Coatings Technology*. 1990;**62**(10):95

[32] Shen H, Tan H, Tzempelikos A. The effect of reflective coatings on building surface temperatures, indoor environment and energy consumption—An experimental study. *Energy and Buildings*. 2011;**43**(2):573-580

[33] Wang X et al. Dynamic thermal simulation of a retail shed with solar reflective coatings. *Applied Thermal Engineering*. 2008;**28**(8):1066-1073

- [34] Guo W et al. Study on energy saving effect of heat-reflective insulation coating on envelopes in the hot summer and cold winter zone. *Energy and Buildings*. 2012;**50**:196-203
- [35] He X et al. High emissivity coatings for high temperature application: Progress and prospect. *Thin Solid Films*. 2009;**517**(17):5120-5129
- [36] Tan W, Petorak CA, Trice RW. Rare-earth modified zirconium diboride high emissivity coatings for hypersonic applications. *Journal of the European Ceramic Society*. 2014;**34**(1):1-11
- [37] Neuer G, Jaroma-Weiland G. Spectral and total emissivity of high-temperature materials. *International Journal of Thermophysics*. 1998;**19**(3):917-929
- [38] Huang J et al. Enhanced spectral emissivity of CeO<sub>2</sub> coating with cauliflower-like microstructure. *Applied Surface Science*. 2012;**259**:301-305
- [39] Dan Z et al. Microstructure and properties of high emissivity coatings. *Journal of University of Science and Technology Beijing, Mineral, Metallurgy, Material*. 2008;**15**(5):627-632
- [40] Granqvist CG, Hultåker A. Transparent and conducting ITO films: New developments and applications. *Thin Solid Films*. 2002;**411**(1):1-5
- [41] Wang X et al. Effect of antimony doped tin oxide on behaviors of waterborne polyurethane acrylate nanocomposite coatings. *Surface and Coatings Technology*. 2010;**205**(7):1864-1869
- [42] Cao XQ, Vassen R, Stoeber D. Ceramic materials for thermal barrier coatings. *Journal of the European Ceramic Society*. 2004;**24**(1):1-10
- [43] Cui W et al. Improving thermal conductivity while retaining high electrical resistivity of epoxy composites by incorporating silica-coated multi-walled carbon nanotubes. *Carbon*. 2011;**49**(2):495-500
- [44] Xu L et al. Infrared-opacified Al<sub>2</sub>O<sub>3</sub>-SiO<sub>2</sub> aerogel composites reinforced by SiC-coated mullite fibers for thermal insulations. *Ceramics International*. 2015;**41**(1, Part A):437-442
- [45] Gao Q et al. Coating mechanism and near-infrared reflectance property of hollow fly ash bead/TiO<sub>2</sub> composite pigment. *Powder Technology*. 2017;**305**:433-439
- [46] Zhen Q et al. Development and application of thin layer coating of thermal insulation. *Petroleum Engineering Construction*. 2003;**29**(5):26-30
- [47] Ye X et al. Preparation of a novel water-based acrylic multi-thermal insulation coating. *Materials Science*. 2017;**23**(2):173-179
- [48] Ye XF et al. The preparation of fluorocarbon thermal insulation coating with different fillers. *Advanced Materials Research*. 2015;**1101**:36-39
- [49] Zhang W et al. A systematic laboratory study on an anticorrosive cool coating of oil storage tanks for evaporation loss control and energy conservation. *Energy*. 2013;**58**:617-627
- [50] Goebbert C et al. Wet chemical deposition of ATO and ITO coatings using crystalline nanoparticles redispersable in solutions. *Thin Solid Films*. 1999;**351**(1):79-84
- [51] Guzman G et al. Transparent conducting sol-gel ATO coatings for display applications by an improved dip coating technique. *Thin Solid Films*. 2006;**502**(1):281-285

- [52] Qu J et al. Transparent thermal insulation coatings for energy efficient glass windows and curtain walls. *Energy and Buildings*. 2014;**77**:1-10
- [53] Yao L et al. Hard and transparent hybrid polyurethane coatings using in situ incorporation of calcium carbonate nanoparticles. *Materials Chemistry and Physics*. 2011;**129**(1-2):523-528
- [54] Ghosh SS, Biswas PK, Neogi S. Thermal performance of solar cooker with special cover glass of low-e antimony doped indium oxide (IAO) coating. *Applied Thermal Engineering*. 2017;**113**:103-111
- [55] Ruben B et al. Aerogel insulation for building applications. 2011;**43**(4):761-769
- [56] He Y-L, Xie T. Advances of thermal conductivity models of nanoscale silica aerogel insulation material. *Applied Thermal Engineering*. 2015;**81**:28-50
- [57] Tang G et al. Thermal transport in nano-porous insulation of aerogel: Factors, models and outlook. *Energy*. 2015;**90**:701-721
- [58] Wu HJ, Fan JT, Du N. Porous materials with thin interlayers for optimal thermal insulation. *International Journal of Nonlinear Sciences and Numerical Simulation*. 2009;**10**(3):291
- [59] Feng J et al. Preparation and properties of fiber reinforced SiO<sub>2</sub> aerogel insulation composites. *Journal of National University of Defense Technology*. 2010;**1**:009
- [60] Kwon Y-G et al. Ambient-dried silica aerogel doped with TiO<sub>2</sub> powder for thermal insulation. *Journal of Materials Science*. 2000;**35**(24):6075-6079
- [61] Wu H et al. Synthesis of flexible aerogel composites reinforced with electrospun nanofibers and microparticles for thermal insulation. *Journal of Nanomaterials*. 2013;**2013**:10
- [62] Reim M et al. Silica aerogel granulate material for thermal insulation and daylighting. *Solar Energy*. 2005;**79**(2):131-139
- [63] Liu CL et al. Preparation of thin-film nano-scale thermal insulation coatings for exterior wall. *Coatings Technology & Abstracts*. 2014;**35**(7):15-18
- [64] Zhu J et al. Vanadium dioxide nanoparticle-based thermochromic smart coating: High luminous transmittance, excellent solar regulation efficiency, and near room temperature phase transition. *ACS Applied Materials & Interfaces*. 2015;**7**(50):27796-27803
- [65] Pause B. Development of heat and cold insulating membrane structures with phase change material. *Journal of Coated Fabrics*. 1995;**25**(1):59-68
- [66] Loquai S et al. HiPIMS-deposited thermochromic VO<sub>2</sub> films with high environmental stability. *Solar Energy Materials and Solar Cells*. 2017;**160**:217-224
- [67] Li M et al. Active and dynamic infrared switching of VO<sub>2</sub> (M) nanoparticle film on ITO glass. *Journal of Materials Chemistry C*. 2016;**4**(8):1579-1583
- [68] Rezaei SD, Shannigrahi S, Ramakrishna S. A review of conventional, advanced, and smart glazing technologies and materials for improving indoor environment. *Solar Energy Materials and Solar Cells*. 2017;**159**:26-51
- [69] Wu C-C, Shih W-C. Development of a highly transparent, low-resistance lithium-doped nickel oxide triple-layer film deposited by magnetron sputtering. *Chemical Communications*. 2017;**53**(10):1634-1637

[70] Lin T-C, Huang W-C, Tsai F-C. Hydrogen plasma effect toward the AZO/CuCr/AZO transparent conductive electrode. *Microelectronic Engineering*. 2017;**167**:85-89

[71] Hong-Tao S et al. Optimization of TiO<sub>2</sub>/Cu/TiO<sub>2</sub> multilayers as a transparent composite electrode deposited by electron-beam evaporation at room temperature. *Chinese Physics B*. 2015;**24**(4):047701

[72] Kim JH et al. Dependence of optical and electrical properties on Ag thickness in TiO<sub>2</sub>/Ag/TiO<sub>2</sub> multilayer films for photovoltaic devices. *Ceramics International*. 2015;**41**(6):8059-8063

[73] Seyfour MM, Binions R. Sol-gel approaches to thermochromic vanadium dioxide coating for smart glazing application. *Solar Energy Materials and Solar Cells*. 2017;**159**:52-65

[74] Wang Y, Runnerstrom EL, Milliron DJ. Switchable materials for smart windows. *Annual Review of Chemical and Biomolecular Engineering*. 2016;**7**:283-304

[75] Chang T et al. Facile and low-temperature fabrication of thermochromic Cr<sub>2</sub>O<sub>3</sub>/VO<sub>2</sub> smart coatings: Enhanced solar modulation ability, high luminous transmittance and UV-shielding function. *ACS Applied Materials & Interfaces*. 2017;**9**(31):26029-26037

[76] Zhou L et al. Enhanced luminous transmittance of thermochromic VO<sub>2</sub> thin film patterned by SiO<sub>2</sub> nanospheres. *Applied Physics Letters*. 2017;**110**(19):193901

[77] Wang N et al. One-step hydrothermal synthesis of rare earth/W-codoped VO<sub>2</sub> nanoparticles: Reduced phase transition temperature and improved thermochromic properties. *Journal of Alloys and Compounds*. 2017;**711**:222-228

[78] Long S et al. Thermochromic multilayer films of WO<sub>3</sub>/VO<sub>2</sub>/WO<sub>3</sub> sandwich structure with enhanced luminous transmittance and durability. *RSC Advances*. 2016;**6**(108):106435-106442