

We are IntechOpen, the world's leading publisher of Open Access books Built by scientists, for scientists

5,300

Open access books available

132,000

International authors and editors

160M

Downloads

Our authors are among the

154

Countries delivered to

TOP 1%

most cited scientists

12.2%

Contributors from top 500 universities



WEB OF SCIENCE™

Selection of our books indexed in the Book Citation Index
in Web of Science™ Core Collection (BKCI)

Interested in publishing with us?
Contact book.department@intechopen.com

Numbers displayed above are based on latest data collected.
For more information visit www.intechopen.com



Elaboration of Al-Mn Alloys by Aluminothermic Reduction of Mn_2O_3

A. Flores Valdés, J. Torres and R. Ochoa Palacios

Additional information is available at the end of the chapter

<http://dx.doi.org/10.5772/50682>

1. Introduction

Aluminium is the most abundant metallic element in earth, posing an excellent combination of chemical, mechanical and physical properties which made it suitable for many applications. Among its most important properties a low density, good corrosion resistance, and excellent thermal and electrical conductivities can be found. On the other hand, some aluminium alloys require higher mechanical properties, which are attainable by thermal or thermomechanical treatments. This is the case for extrusions or hot or cold rolled products [1].

Alloys of the Al-Mn-Mg series have been used as raw materials for the elaboration of beverage cans. In these alloys, the second phase particles such as $\beta\text{-Al}_6(\text{Fe},\text{Mn})$ or $\alpha\text{-Al}_{12}(\text{Fe},\text{Mn})_3\text{Si}$ play an important role in the development of microstructure [2]. Precipitation characteristics in Al-Mn alloys are significantly affected by the presence of iron and silicon. It has also been reported that both elements accelerate precipitation rate [3].

One of the best solutions to the problem of the accumulation of waste is recycling. In this way, considerably decreases the amount of debris without polluting the environment. Aluminium recycling reduces pollution by 90%, and contributes to lower use of electricity, compared to processing primary raw materials [1].

Everyday increases the importance of recycling, especially when it comes to pollutants such as waste batteries. When running out and throwit away, they go to landfills, releasing highly toxic metal sand materials, adding to the water cycle through a in or gas produced by burning. The manufacture of batteries consume up to 50 times the energy they generate.

Recycling is extremely convenient for the production of goods, especially in countries that do not have the raw materials for the production of primary alloys. Some metals as aluminium can be recycled many times, as is the case of beverage cans. Chemical contamination of

this kind of scrap often occurs, so the elaboration of alloys is based on smelting and refining special techniques. Nevertheless, recycling impacts directly in energy consumption savings and lower disposal costs.

1.1. Recycling of aluminium cans

Aluminium recycling is a complex process, involving a variety of stages. The aluminium used comes primarily from two sources: waste either domestic consumption or industrial (i.e., power lines, lithographic plates, beverage cans, other containers and packaging.); on the other hand, cut sand shavings produced during the manufacture of aluminium [3].

There are many types of aluminium alloys available in the market recovery, but basically can be grouped as follows [1]:

- a. Rolled products (sheet of construction, printing plates, foil, vehicle body parts).
- b. Extruded (profiles for windows, vehicle parts).
- c. Molten aluminium alloys in metal molds, either by gravity or by injection (engine parts, handles of the doors).
- d. Wiring for the manufacture of cables and other uses.

The most important alloys that can be elaborated using aluminium scrap are the Al-Si and Al-Si-Cu intended for the automotive industry. Nevertheless, other important alloys that can be elaborated from scrap are the well-known Al-Zn-Mg and complex Al-Si-Cu-Mg-Zn alloys.

Al-Mn alloys are not produced from scrap, rather they are obtained using primary smelting with commercial purity elements. Nevertheless, as it will be presented and discussed later, a good alternative is the usage of Mn_2O_3 powders obtained from discharged alkaline batteries, using aluminothermic reduction.

Aluminium does not change its characteristics during their cycling, in addition beverage reservoirs can be made entirely from recycled metal. Due to the high value of aluminium in the market, most cans are recycled in Mexico (98%) and worldwide (66%), allowing the city's image does not affect or impair (hard to find cans lying on street) and landfills do not increase their volume. In addition, recycling of metal packaging reduces contamination [4,5].

Aluminium cans are very light when empty, in fact, in the last 15 years, the amount of aluminium used in the production of a can has been reduced by 35%. Aluminium recycling provides energy savings and costs, when aluminium is used to manufacture the cans recovered instead of virgin materials. As large as 85% savings are obtained when recycling.

In conclusion, with its high level of recycling and being prepared with raw materials abundant in earth, aluminium cans are the quintessential eco-friendly packaging materials. The malleability and resistance are some of the main qualities and advantages of the cans, which allow a wide range of packaging products with different characteristics: from liquid and solid, to gaseous and aerosol products. Moreover, they can be used for packaging of some delicate products such as certain medications and some beauty products. Also flammable

products that require optimal safety conditions such as paints, solvents, insecticides, fats, oils for industrial use, etc.

World wide consumption of cans is very high. By recycling this material generates a significant social conscience and is easy to convey the message to the population. Today the aluminium can recycling is an industry with large employment generation. It also has reduced energy consumption in the production of any material. This implies not only benefits the country level but also globally, because of environmental issues related to power generation [6].

Currently, the recycling of aluminium is very common, and that all people want to recycle and benefit mostly by selling cheap, but not really worry about these contaminated waste.

1.2. Recycling of alkaline batteries

Several studies have been developed for the management of toxic substances that are dumped into the ecosystem, in order to reduce and/or eliminate pollution of the planet. A clear example is the subject of alkaline batteries, which have a high degree of toxicity components. The batteries are a source of energy producing electricity from chemical reactions, but once discharged, are especially dangerous waste. When a battery loses its protective covering, being exposed to the weather, it releases toxic metals and materials known to be harmful effects to the ecosystem and health of human beings. These metals and toxic material have harmful effects on human health ranging from serious injury in the central nervous system lesions in the liver, kidney affections, gastrointestinal disorders, carcinomas or getting even death [7]. Alkaline batteries have duration of three or more times than other primary batteries.

Kind of battery	Components	Uses
Alkaline	<ul style="list-style-type: none"> *Zinc: 15 % (anode) *Manganese dioxide: 35% (cathode) *Carbon: 2% *Potassium hydroxide: 8% *Plastic and sheet: 40% 	Electric and electronic devices, known as common batteries

Table 1. Components and applications of alkaline batteries.

Alkaline batteries using an electrochemical system in which the zinc and manganese dioxide are the anode and cathode respectively, the overall reaction in an alkaline battery is represented by:



So that the products at the anode and cathode of an alkaline battery discharged are ZnO and Mn_2O_3 , respectively.

Some dangers identified during use of the batteries are accidental break age of the shield, with the corresponding stroke of the components. When the batteries are subjected to extreme environmental conditions than those experienced on the interior of a computer, the shield is exposed to corrosion processes ending and releasing destroying cell components. Multiplying the number of batteries used by each inhabitant, the number of people highlights the way in how they are polluting the planet [8,9]. Alkaline batteries are considered hazardous waste discharged and forbidden to be deposited a long with the regular trash in landfills.

Different technologies have been developed for the handling of this kind of waste, in order to establish the most appropriate provisions of the discharged electric batteries [2]. There are many alternatives that can be applied, among which are: collection, stabilization, confinement, glazing, ceramization and recycling of components.

The use of recycled materials such as aluminium cans and alkaline cathodes as the raw material for the manufacture of aluminium-manganese alloys by metallothermic reduction is highly suitable. Therefore, one of the objectives of this study was to analyze the relationship between the microstructure and mechanical properties (hardness, tensile strength, and elongation) of Al-Mn alloys produced by aluminothermic reduction both in the as-cast condition and after homogenization annealing.

1.3. Metallothermic reduction of oxides

Metallothermic process relates to the production of metals and alloys by reducing their oxides or halides with metals. Generally, these reactions can be expressed by the equation [10,11]:



Where X is oxygen, chlorine or fluorine, and A and B represent the two metals.

The main characteristic of this process is that the metal being reduced is converted into a solid or liquid, which dissolves in the molten metal. Metallothermic processes are used when the reduction with carbon, hydrogen or by electrolysis of a solution is not possible. Among the metals used as reducing agents are: Al, Ca and Mg.

Figure 1 shows a schematic representation of the aluminothermic reduction, in which the particles of manganese oxide (Mn_2O_3) is reduced by molten aluminium at the boundary layer.

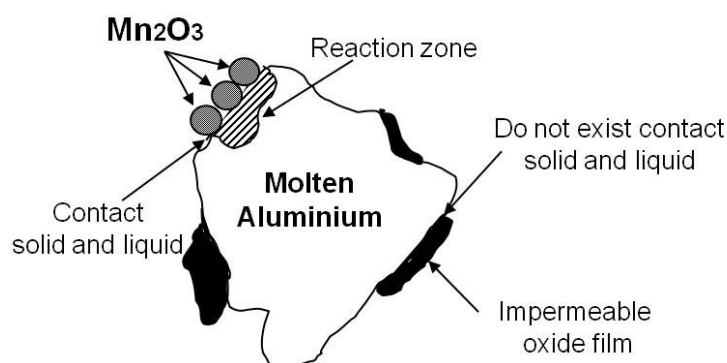


Figure 1. Scheme of the aluminothermic reduction of Mn_2O_3 [10,11].

1.3.1. Influence surface tension in the metallothermic process

The nature of the interfaces of the species that are in contact is critical to achieving the wettability required for a reaction to occur between them, either dissolution or chemical reaction. For the aluminothermic reaction it is required very good contact between liquid and solid particles of the oxides to reduce. Therefore, without a good wettability, chemical reaction rates of mass transport and are greatly reduced. In the extreme case where the wettability between the solid oxide and the molten phase does not exist, the reaction will not occur [12].

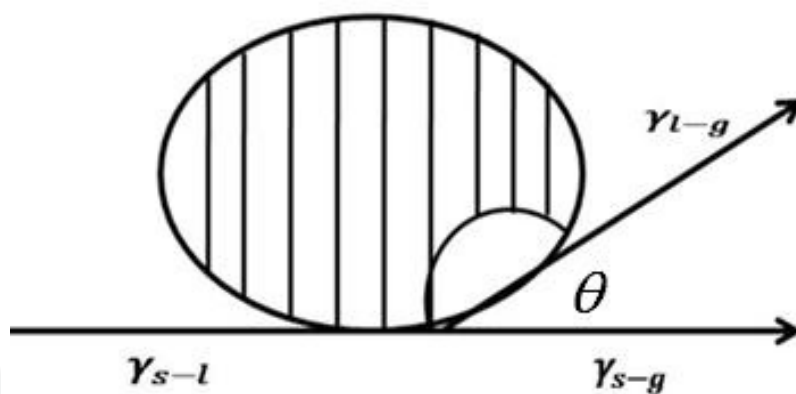


Figure 2. Scheme of the method of measurement of the contact angle between a solid and a molten phase [12].

Many solutes in liquid metals can act as surface active agents (such as soap in the water) which have a lower surface tension. Generally, measuring the contact angle, θ , is the most commonly applied to determine the wettability which occurs between the solid and liquid. Such measurements are performed in the liquid phase as shown in Figure 2. If the liquid phase takes hold on the solid surface with morphology very close to that of a sphere, the contact angle will be large and will reach the limit of 90° , so that there will be no wettability. Otherwise, if the liquid phase tends to wet the solid phase, the value of angle θ is small and reaches the limit 0° .

The two limits represent the conditions for a complete and in complete wettability, respectively. Assuming that a liquid, L, lies on the solid surface, S, in contact with an inert gas G, in equilibrium, the liquid drop and the solid surface will be a tan angle θ as shown in the following equation:

$$\gamma_{SL} = \gamma_{SG} + \gamma_{LG} \cos \omega \quad (3)$$

Where γ_{SL} , γ_{SG} and γ_{LG} are the surface tension between the solid-liquid, solid-gas and liquid-gas, respectively. Therefore, the theoretical contact angle can be represented by the following equation:

$$\cos \omega = \left[\frac{\gamma_{SG} - \gamma_{SL}}{\gamma_{LG}} \right] \quad (4)$$

Using this equation, the contact angle between the solid to liquid aluminium can be compared. Equation (4) maybe written also as follows:

$$\cos \omega = \left[\frac{\gamma_{SG} - f(\gamma_{SL})}{\gamma_{LG}} \right] \quad (5)$$

Meaning that the surface tension, γ_{SL} , varies proportionally with the surface tension γ_{LG} . Therefore, by increasing γ_{LG} , the contact angle, θ , is also increased. A lower contact angle means better wettability of the solid surface. Surface tensions of the liquids are high and the typical values of most representative metals are listed in Table 2.

Metal	γ_{LG}	γ_{SL}
	(dyn/cm)	(dyn/cm)
Mg	559	56
Al	914	91
Si	865	86
Ca	361	36
Sr	303	30
Bi	378	38

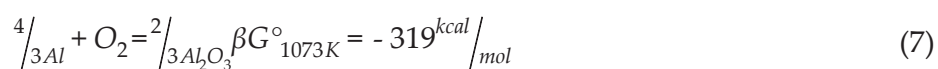
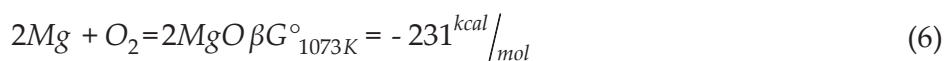
Table 2. Surface tension for metals in the aluminothermic process [10].

The surface tension values for magnesium are minor compared to that of pure aluminium. Therefore, the magnesium improves the wettability between the solid and the liquid metal.

2.3.2. Effect of magnesium in the metallothermic reduction

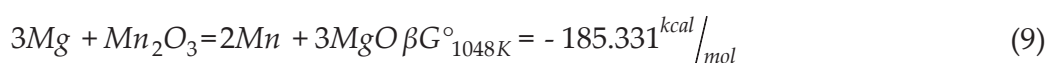
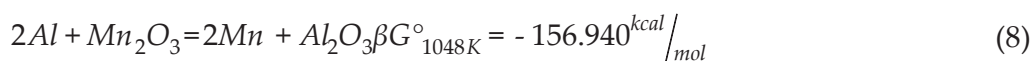
In the metallothermic reduction process with aluminium, magnesium has attracted much attention due to their surfactant nature, since the value of the surface tension of this element is less compared with that of pure aluminium ($\gamma_{Mg} = 559$ dyn/cm., $\gamma_{Al} = 914$ dyn/cm) [10,13]. Therefore, the addition of magnesium reduces the surface tension of molten aluminium bath which leads to improve the wettability between the solid reactant and the liquid metal, thus increasing the kinetics of the reactions taking place at the solid-liquid interface.

From the thermo dynamic point of view, magnesium dissolved in the liquid has an affinity for oxygen, as seen by the Gibbs free energy values of the following reactions:



The thermo dynamic stability of magnesium oxide (MgO) suggests that the magnesium dissolved in the liquid aluminium increases the reactivity of the process [10], and therefore the concentration of manganese in the molten metal could increase.

For the case of the metallothermic reduction of manganese trioxide, reactions taking place are the following:



According to the above, it is possible to obtain alloys Al-Mn from recycled cathode alkaline discharge using the metallothermic reduction reaction with the molten metal obtained from the smelting of aluminium cans.

1.4. Al-Mn alloys

Aluminium alloys of the series 3000 (Al-Mn) are perhaps the most important of aluminium strain hardened alloys. Generally, they contain from 0.25-1.50 wt. %Mn, 0.05-0.2 wt. %Cu, 0.1 wt. % Zn and small percentages of elements such as Mg, Cr, Fe, Si, and Ni. Due to its excellent mechanical properties, they have several applications, such as food processing, textiles and automotive products, cookware, pressure vessels, construction elements, panels for refrigerators and heat exchangers.

These alloys have only a 20% higher hardness than pure aluminium. The chemical composition of alloy 3004 is presented in Table 3.

Mn may be added effectively at only 1.5 wt. % (see Figure 3). Therefore, there are very few alloys of this series. However, the 3003, 3004 and 3005 alloys are used for making tools that need medium hardness and good formability, for applications such as beverage cans, kitchen utensils, heat exchangers, furniture, signs and architectural applications.

The 3004 alloy also contains magnesium, improving the mechanical properties while enhancing resistance to corrosion. Due to the high content of Mg in the molten phase coming from cans, it can be used to promote metallothermic reduction of manganese oxides, producing alloys of the 3000 series type, where the initial content of Mg could decrease below 0.3 in wt. %.

1. la
2. el
3. los
4. las
5. lo

2. Experimental procedure

This section describes both the experimental design and melting practices carried out for the production of Al-Mn alloys by aluminothermic reduction of Mn_2O_3 .

2.1. Materials and Equipment

To obtain the Al-Mn alloy it is required:

- Alkaline Battery Cathodes (Mn_2O_3 powders).
 - Aluminium cans.
- Medium frequency induction furnace.

Metal Molds

For characterization of the samples:

- Chemical analysis (Inductively Coupled Argon Plasma Spectrometry and Atomic Absorption)
- Scanning Electron Microscopy (EBSD).
- Quantitative Optical Microscopy (EDS).
- X-Ray diffraction.

Variables analyzed were target concentration of Mn in the alloy (1-1.5 wt. %), which caused that treatment time varied from 120 up to 240 minutes, and temperature (1023, 1050 and 1073K). The powders used were of the constant size of 240 mesh, while agitation speed was maintained constant at 200 rpm.

It is worth mentioning that Mn_2O_3 powders were obtained in its purified form and of constant size, from discharged alkaline batteries, through a procedure reported elsewhere [8].

2.2. Methodology

2.2.1. Melting Practice

For Al-Mn alloys obtention using aluminothermic reduction of Mn_2O_3 , the melting of aluminium cans was carried out using a medium frequency induction furnace. The cans were loaded to the furnace in charges of 10 kg. Once the temperature reached the value of interest, i.e. 1023 K, it was maintained constant up to completion of treatment time. During each experiment, samples from the melt were taken every 10 minutes. At the end of each experiment, fluxing and degassing was performed, in order to obtain solid enough samples for mechanical properties measurements. Table 4 shows the chemical composition of the alloy obtained from the fusion of aluminium cans.

Element	Si	Fe	Cu	Mn	Mg	Zn
wt. %	0.338	0.603	0.169	0.832	1.02	0.698

Table 4. Chemical composition of the starting alloys from recycled aluminium cans.

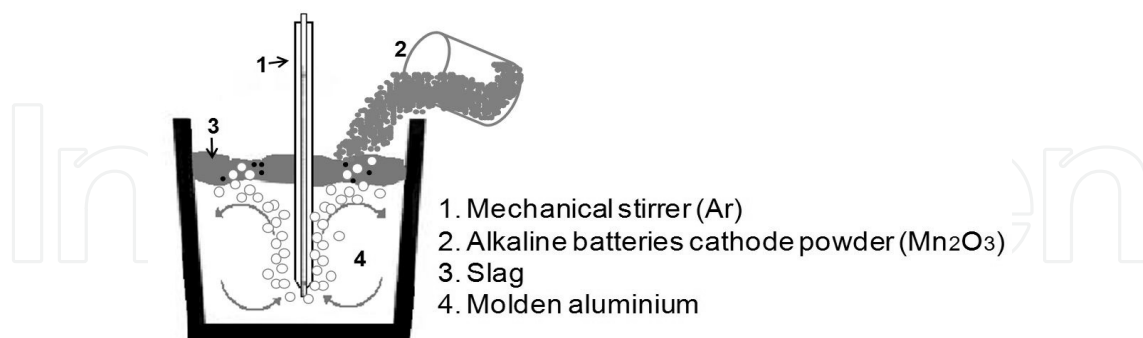


Figure 4. Scheme of the form of powders addition using a mechanical stirrer.

As reactive powders it were used those obtained from discharged alkaline cathodes (Mn_2O_3), previously separated from other components of the batteries and properly milled up to obtaining a -240 mesh size particles. The addition of Mg was done in the form of scrap, in order to reach for an initial concentration of 1.75 wt. % [10]. After finishing Mg adjustment, mechanical stirrer is placed, which is cylindrical in shape and made of graphite, using

a constant stirring rate of 200 rpm. A scheme of the methodology of powders addition is shown in Figure 4. Mn_2O_3 is added depending on the target concentration of Mn needed. This addition is done in periods of time of 20 minutes each. Treatment time varied from 120 minutes for the case of a concentration of 1 wt. % Mn, to 150 and 240 minutes for the higher Mn concentrations.

3. Results and discussion

This section presents and discusses the results obtained from the manufacture of Al-Mn alloys from recyclable materials (aluminium cans and alkaline battery cathodes discharged) by the aluminothermic reduction process.

3.1. Al-1 wt.% Mn alloys

Chemical analysis results show that the Mn content in the alloy increases with increasing treatment time, suggesting that the aluminothermic reduction of Mn_2O_3 takes place with in the molten metal. Figure 5 shows the variation of the concentration of both Mg and Mn as a function of Mn_2O_3 powders addition time. It is observed that the Mg content decreases from 1.75% to 1.25 wt. %, so the metallothermic reduction reaction is carried out by Al and Mg from the molten alloy, while Mn increased from 0.83 to 1.08 wt. %.

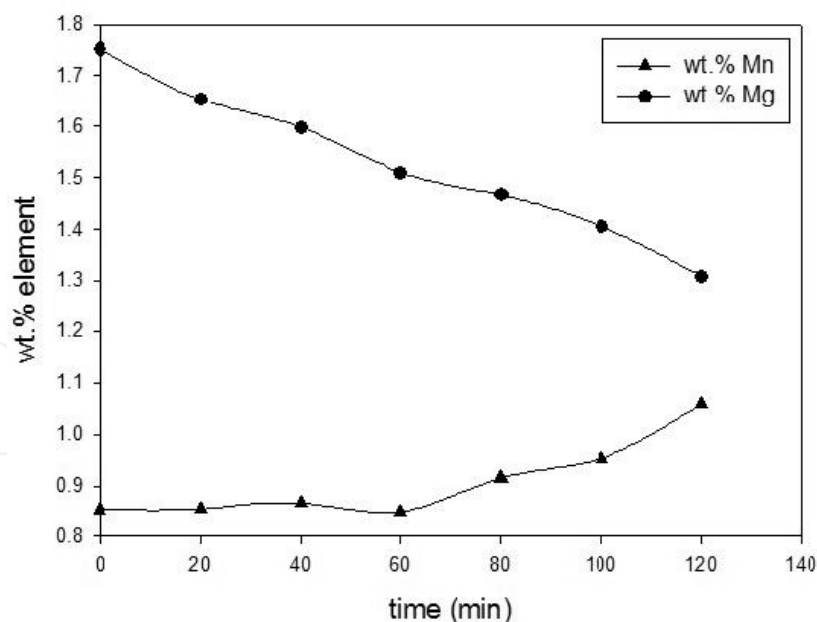


Figure 5. Variation of the concentrations of Mn and Mg, with respect to treatment time, during the metallothermic reduction of Mn_2O_3 , for a target Mn concentration of 1 wt. % at constant temperature.

According to the equilibrium diagram Al-Mn-Fe, it is observed that manganese concentrations achieved in these experiments form on solidification the $\beta-Al_6$ (Fe,Mn) phase. When

the concentration of Mn increases in the alloys, the percentage in area of the Mn rich phase increases. Furthermore, there is a stepped behavior, which can be attributed to the formation of reaction products around the particles acting as a barrier in the metallothermic reduction of Mn_2O_3 . According to reactions (8) and (10), the stable compounds that are formed are Al_2O_3 and $MgAl_2O_4$, which surrounds the particles of manganese oxide, causing the metallothermic reduction becomes relatively slow. As this stage is the slowest one during the aluminothermic reduction process, it can be established that it control the diffusion of species such as Al, Mg and Mn through the layers formed. It probably requires more processing time to increase the concentration of Mn in the liquid or an increase in the amount of Mn_2O_3 for the metallothermic reaction.

Figure 6 shows a typical x-ray diffraction pattern of a slag sampled at the end of the experiment described above, where it is evident the formation of such mineralogical species as Mn_2O_3 , Al_2O_3 and $MgAl_2O_4$. From this pattern, the most important features are the appearing of spinel and Al_2O_3 , corroborating that these are the reaction products according to reactions (8) and (10) given above.

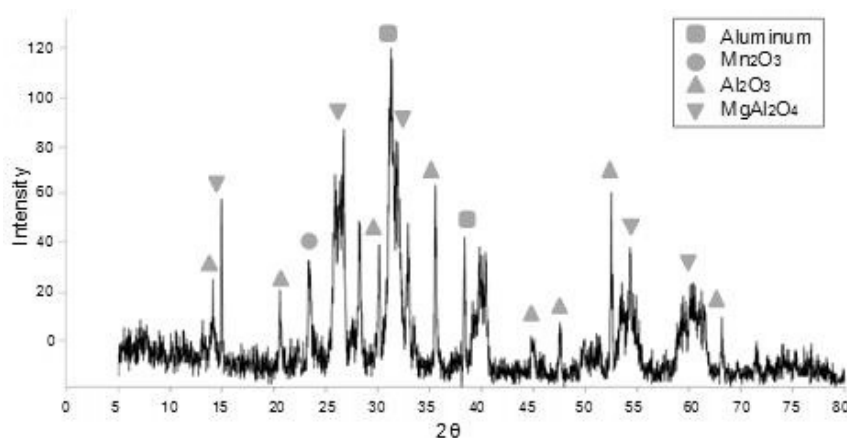


Figure 6. X-ray diffraction pattern of a slag sampled at the end of the experiment where an alloy Al-1Mn was obtained.

3.2. Al-1.25 wt. % Mn alloys

Figure 7 shows the variation of the concentration of both Mg and Mn as a function of Mn_2O_3 powders addition time, when the target concentration of Mn was 1.25 wt. %. It is observed that the Mg content decreased from 1.78 wt. % to 1.35 wt. %, while Mn concentration increased from 0.825 to 1.27 wt. %, as of the aluminothermic reduction reaction. Treatment time was 150 minutes, showing a slightly linear behavior of manganese concentration increase until 110 minutes, noting a sharp increase there after. This confirmed that the aluminothermic reduction of Mn_2O_3 requires more processing time to increase the concentration of Mn in the molten metal.

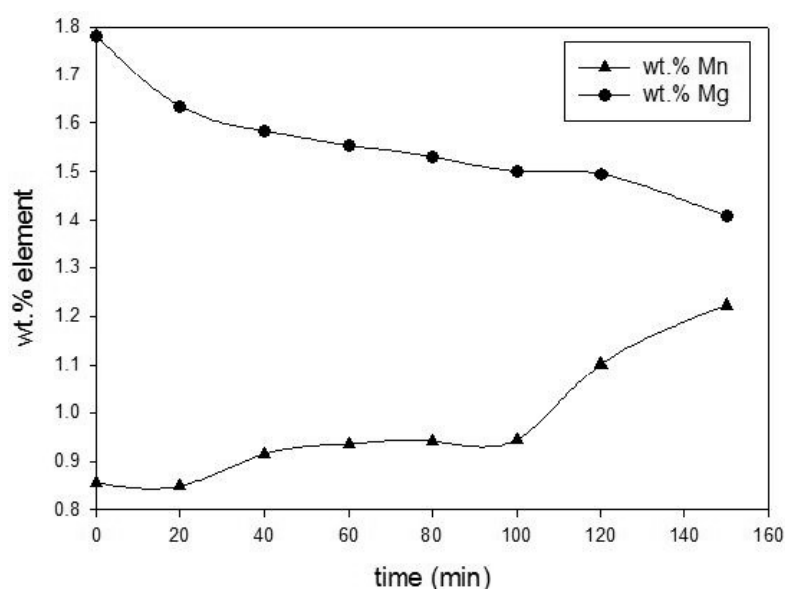


Figure 7. Variation of the concentrations of Mn and Mg, with respect to treatment time, during the metallothermic reduction of Mn_2O_3 , for a target Mn concentration of 1.25 wt. % at constant temperature.

Also the reaction product obtained were Al_2O_3 and $MgAl_2O_4$, which are formed around the particles of manganese trioxide, causing that the aluminothermic reduction becomes relatively slow, controlling the diffusion of the chemical species such as Al, Mg and Mn through the formed layers.

3.3. Al-1.50 wt. %Mn alloys

Figure 8 shows the variation of the concentration of both Mg and Mn as a function of treatment time, when the target Mn concentration was 1.5 wt. %. From this graph, it is observed that the Mg content decreased from 1.76 wt. % to 1.20 wt. %, while Mn concentration increased from 0.83 to 1.50 wt. % after 240 minutes. It should be mentioned that according to the literature, it can only be added up to 1.5 wt. % Mn, no matter if the Mg concentration is increased to levels around 2 wt. %. In this case, it is established that the maximum concentration of Mn is 1.5%, even when treatment time increased.

Also the reaction products obtained were the stable compounds Al_2O_3 and $MgAl_2O_4$, which are formed around the particles of manganese oxide, having a similar behavior to that presented in the paragraphs previously discussed.

Figure 9 shows the trend in the variation of Mn concentration as of the aluminothermic reduction of Mn_2O_3 , where the effect of temperature on reaction rate is evident. As it can be seen from this graph, the higher the temperature, the higher the final Mn concentration reached in molten aluminium. This is attributed to the fact that the reaction depends strongly on diffusion of chemical species such as Al, Mg and Mn to the boundary layer, where chemical reactions are taking place.

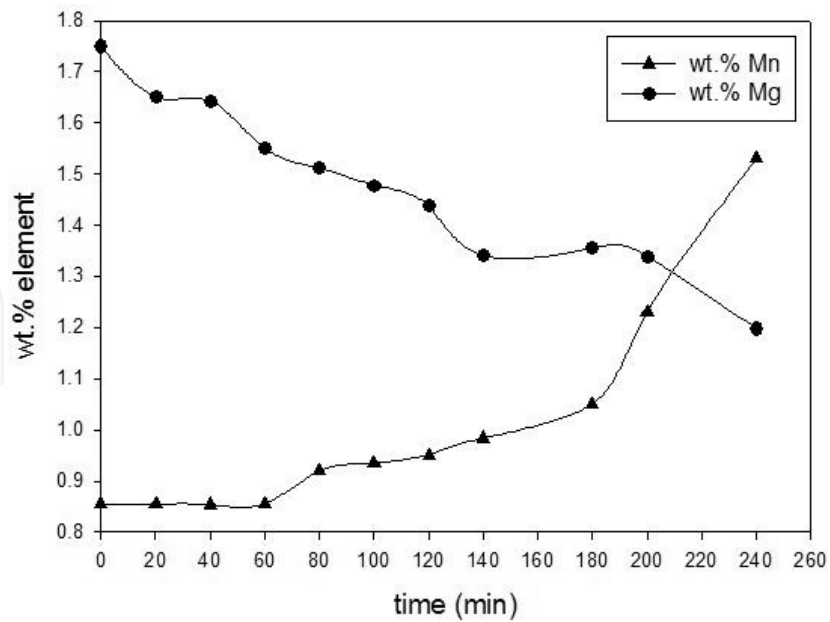


Figure 8. Variation of the concentrations of Mn and Mg, with respect to treatment time, during the metallothermic reduction of Mn_2O_3 , for a target Mn concentration of 1.50 wt. % at constant temperature.

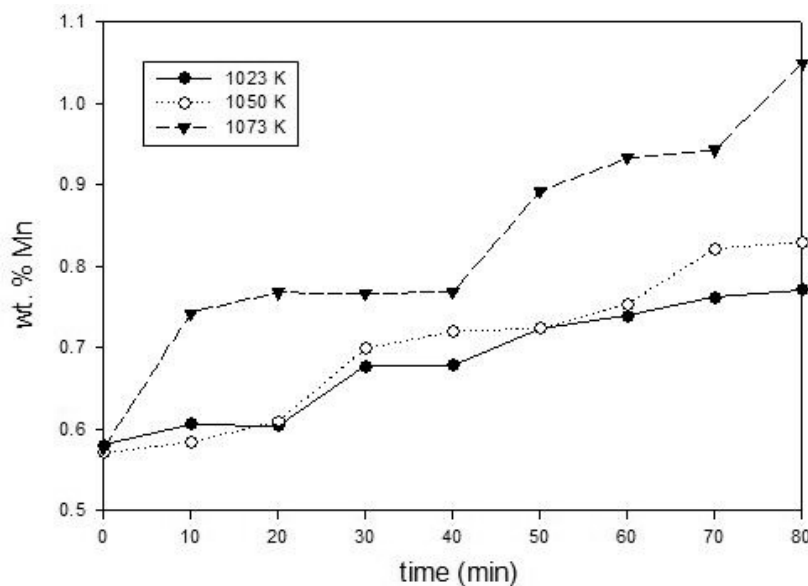


Figure 9. Trend in the variation of Mn concentration as a function of treatment time, showing the effect of temperature.

3.4. Reaction kinetics of the aluminothermic reduction process of Mn_2O_3

The results of Mn concentration increase in molten aluminium as of a function of treatment time for the aluminothermic reduction of Mn_2O_3 in liquid aluminium shown in Figure 9 could be used to determine some values of kinetic parameters of interest. After using the

differential method, the reaction order for the aluminothermic reduction of Mn_2O_3 is zero, being represented by the next equation:

$$\frac{d[x]}{dt} = -k(\text{Ordenzero}) \quad (11)$$

From the slopes of the linear relationship between $\ln (dc_{Mn}/dt)$ versus $\ln (C_{Mn})$ shown in Figure 10, the values of the order of reaction were determined.

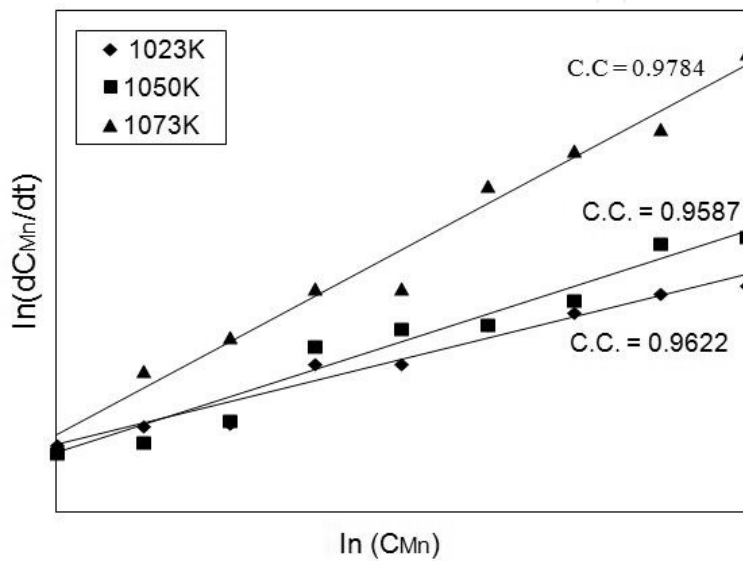


Figure 10. Linear plot of Mn contraction versus reaction time, for determining the order of reaction.

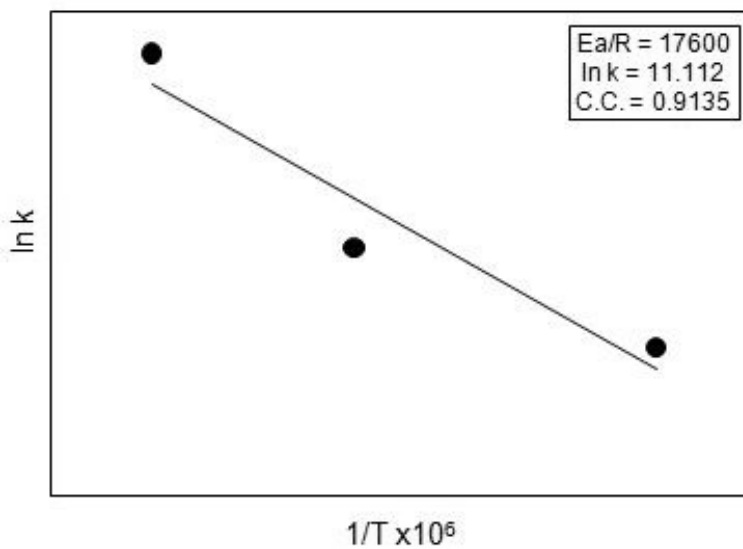


Figure 11. Linear plot of $\ln k$ vs $1/T$, for determining the activation energy in the aluminothermic reduction of Mn_2O_3 .

Average value of reaction order was 1.0. Furthermore, from this graph, the values of the rate constant (k) could be determined. The rate constant values were also obtained using the differential method.

From the values of reaction rate (k) for each temperature, the activation energy (E_a) using the Arrhenius formula could be determined. Figure 11 shows the linear relationship of $\ln k$ versus $\ln 1/T$, resulting in a value of $E_a=146\text{kJ/mol}$.

According to the value of activation energy for the aluminothermic reduction of Mn_2O_3 , it can be established that the reaction is governed by diffusive processes [11].

3.5. Micro structures obtained

The incorporation of Mn from the chemically reduced metaloxide to the molten metal was corroborated by optical microscope. Figure 12 shows photo micrographs of alloys with the final manganese concentrations indicated.




Figure 12. Photo micrographs showing the microstructure of: a) alloy with 1 wt. %Mn; b) alloy with 1.25 wt. %Mn; c) alloy with 1.5 wt. %Mn.

In these cases, the particles shown correspond to the formula $\beta\text{-Al}_6(\text{Fe,Mn})$, that were determined by microprobe analysis (EDS) in the scanning electron microscope (SEM). On solidification, Mn and Fe react with Al to form the $\beta\text{-Al}_6(\text{Fe,Mn})$, acquiring the morphology shown in the micrographs for all three compositions. Figure 13 shows a SEM micrograph corre-

sponding to an alloy with a final Mn concentration of 1 wt. %, including a EDS pattern indicating the elements composing the particles.





Figure 13. SEM micrograph showing the morphology of: a) $\beta-Al_6(Fe,Mn)$: EDS pattern of the Mn rich particles, in an alloy with a final concentration of 1 wt. %Mn.

In Figure 13 it is observed the presenc particles of the $\beta-Al_6(Fe,Mn)$ phase, as they can be found in the three different alloys. This phase in the Al-Fe-Mn system is formed around $644^\circ C$ by an eutectic reaction. The particles of $\beta-Al_6(Fe,Mn)$ remaining in the melt due to incomplete reaction, are dissolved during the homogenization treatment, resulting in the more stable phase $Al_{15}(Mn,Fe)_3Si_2$ on cooling. For this, silicon plays an important role in precipitation kinetics.



Element	Al	Fe	Mn
wt.%	59.3	20.1	20.5

Figure 14. Micrograph obtained by SEM showing the morphology of the particles of the $\beta-Al_6(Fe,Mn)$ phase, in alloy Al-1 wt. % Mn in the as cast condition.

The microstructure of Al-Mn alloys obtained by aluminothermic reduction process of Mn_2O_3 was analyzed by the technique of scanning electron microscopy, in order to observe the morphology of the microconstituents in the solidified alloy, and estimating the semi-quantitative composition of the phases present. Figure 14 shows a micrograph of the alloy with 1% Mn, where it is observed that the second phase particles are $\beta-Al_6(Fe,Mn)$, homoge-

neously distributed in the interdendritic spaces. It includes the semi-quantitative chemical analysis results determined by EDS in the SEM.

3.6. Heattreatment of Al-Mn alloys

The diversity of the demand on mechanical properties of the semi-finished parts made of aluminium alloys predetermines the choice of heat treatment. In some cases, they require high values of mechanical strength and high ductility. In other cases, high ductility is required to ensure good cold deformation to produce specific parts. The correct choice of the types of heat treatment allows obtaining products whose mechanical properties need to be optimized. In the as-cast condition the dendritic structure is not uniform, with precipitation of intermetallic phases in the interdendritic spaces and between the grain boundaries, giving very poor mechanical properties. According to the literature [15,16], the precipitates formed are mainly of the β -Al₆(Fe, Mn) type, to a lesser extent of the α -Al(Fe, Mn)Si phase, and even some compounds of the Al-FeMnSiCu type.

The homogenization treatment for Al-Mn alloys obtained by the aluminothermic reduction process of Mn₂O₃, was carried out in a Thermolyne brand Model 4500 furnace at 550°C for a holding time of 15 hours.

The homogenization annealing treatment eliminates chemical segregation and large solidification crystals produced by a faulty practice. Moreover, the homogenization annealing is used often to achieve a more uniform precipitation of Mn and Fe rich particles, which influence the behavior of the material during recrystallization and hot forming. It is performed at elevated temperatures, near the melting temperature of the alloy, and is mainly applied to alloys with susceptibility to segregation [16].

In Al-Mn alloys, casting structure is characterized by a heterogeneous solution, with primary particles of the β -Al₆(Fe, Mn) phase and minor amounts of α -Al(Mn, Fe)Si particles. A homogenization treatment before hot rolling is necessary to reduce the concentration of manganese and control the size, density and distribution of particles, as they affect recrystallization, texture and mechanical properties of the alloy in forming stages. The addition of alloying elements in the alloys Al-Mn has a strong influence on the behavior of the precipitation. Fe and Si greatly decrease the solubility of Mn in solid solution, accelerating the velocity of precipitation. Fe favors the precipitation of (Fe, Mn) rich particles, while Si favors precipitation of the phase α -Al₁₂(Fe, Mn)₃Si in the alloy [2].

The α -phase particles have an influence on the formability of the alloy, and has been found that during homogenization treatment, particles of the β -Al₆(Mn, Fe) phase are transformed into α -Al₁₂(Fe, Mn)₃Si [15]. According to Luigi [17], the α -Al₁₂(Fe, Mn)₃Si particles start to precipitate on cooling at about 400°C. The disappearance of the β phase precipitates occurs because of silicon diffusion into the matrix, nucleating subsequently the precipitates of the α -Al₁₂(Fe, Mn)₃Si phase [18,19]. On heating, this transformation has a peak at the temperature of 560 °C, temperature at which the β -Al₆(Fe, Mn) particles start its dissolution [2].

Figure 15 shows SEM micrographs of the microstructure of an alloy Al-1% Mn after being subjected to homogenization treatment. In these micrographs it is observed that the bright

portion corresponds to the phase $\beta\text{-Al}_6(\text{Fe,Mn})$, which by effect of heat treatment are transformed into $\alpha\text{-Al}_{12}(\text{Fe,Mn})_3\text{Si}$ phase particles. However, complete transformation was not attained, because the treatment temperature was 10°C below the theoretical temperature of transformation and, therefore, it requires even more time to reach all of the transformation. Besides the micrographs, it also is included EDS patterns indicating the semi-quantitative chemical composition of these phases, after homogenization treatment.

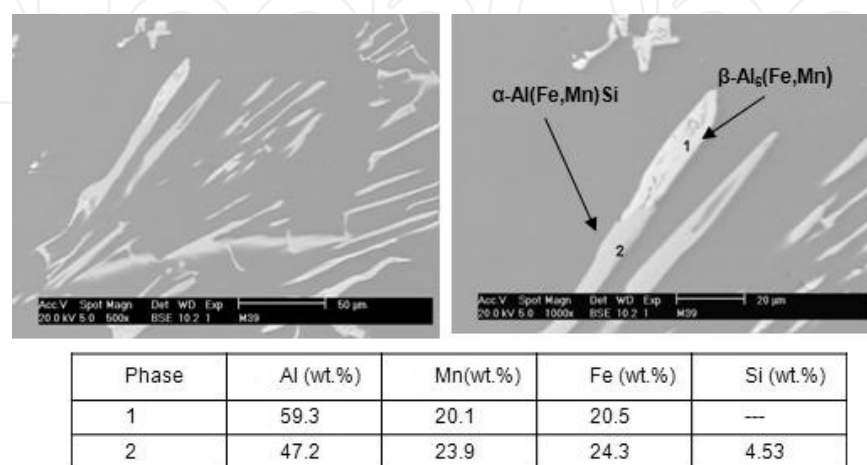


Figure 15. SEM micrograph of an Al-1 wt. %Mn alloy showing the morphology of the $\beta\text{-Al}_6(\text{Fe,Mn})$ and $\alpha\text{-Al}_{12}(\text{Fe,Mn})_3\text{Si}$ phases particles after a homogenizing treatment at 550 °C for 15 hours.

The presence of elements such as iron and manganese in the supersaturated solid solution, or finely dispersed precipitates of small size, difficult subsequent recrystallization processes by inhibiting the movement of atoms and dislocations. Furthermore, the presence of iron or higher contents of silicon, decrease the amount of supersaturated manganese in solid solution, facilitating its separation by forming different compounds [20].

Simple	σ_0 (Mpa)	UTS (Mpa)	EI (%)
As-cast	113	181	4
Homogenized	78	155	11

Table 5. Mechanical properties values the alloy Al-1% Mn obtained by metallothermic reduction of Mn₂O₃, in the as-cast condition and after homogenization heat treatment.

Additionally, Table 5 shows the values of yield stress (σ_0), ultimate tensile stress (UTS), and % elongation, in order to establish the effects of homogenization treatment on the mechanical properties of the as-cast alloys. The transformation of the β phase to α phase cause a reduction in the values of σ_0 and UTS, and a significant increase in elongation percentage, indicating that the material will have good mechanical behavior during forming.

From the results shown above, it can be stated that the Al-Mn alloy obtained by aluminothermic reduction of Mn₂O₃ must be submitted to a homogenization treatment before its

lamination or other deformation process. The phases obtained after homogenization treatment and the values of the parameters measured indicate that these alloys could have the same behavior in mechanical forming than those obtained using pure elements.

4. Conclusions

It is possible to obtain Al-Mn alloys, with concentrations of manganese ranging from 1 to 1.5 wt.%, using the aluminothermic reduction of Mn_2O_3 powders produced from alkaline batteries cathodes. Molten metal is obtained using aluminium cans which act as Mn_2O_3 reducer. Aluminothermic reduction is carried out effectively at 800 °C, allowing incorporating up to 1.5 wt. % of Mn in the solidified alloy. The cost effectiveness of the process is of beneficial interest, as 75% of savings in the purchase of raw materials for producing alloys from pure materials could be achieved. The Mg content in aluminium cans play an important role during aluminothermic reduction, as it has direct influence on the wettability of the particles and the chemical reaction rate. The presence of elements such as Fe and Si, influence the behavior of the alloy on solidification, as well as in the homogenization heat treatment. The as-cast structure consists primarily of particles of the $\beta-Al_6(Fe,Mn)$ phase, which during the homogenization treatment is transformed into the soft phase $\alpha-Al_{12}(Fe,Mn)_3Si$, causing that the alloy can be deformed appropriately. The type alloys obtained in this work must be submitted to a homogenization heat treatment before its lamination or other process of deformation. The phases obtained after homogenization treatment and the values of the mechanical properties measured indicate that the Al-Mn alloy obtained by metallothermic reduction of Mn_2O_3 could have the same behavior in mechanical forming than those obtained from pure elements.

Acknowledgements

The authors wish to thank the National Council of Sciences from México (CONACYT), for the funds provided, project CB-2007-01-81251 and to Fundación J.V. S.A. de C.V. from Ramos Arizpe, Coahuila, México, for the technical facilities.

Author details

A. Flores Valdés *, J. Torres and R. Ochoa Palacios

*Address all correspondence to: alfredo.flores@cinvestav.edu.mx

Centro de Investigación y de Estudios Avanzados del IPN, Unidad Saltillo,, México

References

- [1] Schlesinger, Mark E. (2007). Aluminium Recycling. Boca Raton, FL, CRC. Press, Taylor and Francis Group.
- [2] Bahadur, Aruna. (1988). Intermetallic phases in Al-Mn alloys. *Journal of Materials Science*, 23, 48-54 .
- [3] Li, Y. J., & Arnberg, L. (2003). Quantitative study on the precipitation behavior of dispersoids in DC-cast AA3003 alloys during heating and homogenization. *Acta Materialia*, 51-3415.
- [4] Carceaga, J. A. (1993). Manejo y reciclaje de residuos de envases. SEDESOL 4 www.sedesol.gob.mx (accessed1993).
- [5] Moreno, C. (2008). Las latas, los envases ecológicos por excelencia. *Revista Mexicana del Empaque, Embalaje y Plásticos*, 313.
- [6] Vásquez, R. O. (2011). Últimas noticias del aluminio en México y el mundo. *Revista Alumina*, 16, 4-12.
- [7] Castro, J., Díaz, M. L., & Díaz, Castro. (2004). Contaminación por pilas y baterías en México. SEMARNAT. *Instituto Nacional de Ecología.*, www.ine.org.mx, 5-73.
- [8] Torres, Cabral. L. G. (2008). Recuperación de zinc y manganeso de baterías alcalinas descargadas utilizando lixiviación. *Master's thesis.*, CINVESTAV-IPN, Unidad Saltillo, México.
- [9] Cortinas, C. (2008). Base para Integrar Planes de Manejo de Pilas y Baterías Eléctricas a Base de Mercurio o de Níquel-Cadmio. *Editada por la Red Queretana de Manejo Ambiental de los Residuos*, 1-12.
- [10] Langlais, Harris R. (1991). Strontium Extraction by Aluminothermic Reduction. *Master's thesis*, McGill University Montreal, Canada.
- [11] Levenspiel, O. (2002). Ingeniería de las Reacciones Químicas, 2da Edición, Barcelona España
- [12] Neff, D. V. (1992). Paper presented at The Benefits of Flux Injection Combined With Rotor Dispersion for Producing Clean Aluminium Casting Alloys: proceedings of 3rd International Conference on Molten Aluminium processing, Orlando-Florida, USA.
- [13] Davis, J. R. (1990). Metals Handbook. 9th Edition. Nonferrous Molten Metal Process. ASM U.S.A. , 15
- [14] King, F. (1987). Aluminium and its Alloys. Chichester, Ellis Horwood Limited.
- [15] Salvador, M. D., Amigo, V., Reig, L., Bloem, C., Carsí, M., & Caruna, G. (2007). Evolución microestructural y mecánica de una aleación de aluminio de la serie 3xxx obtenida por el proceso Hazelett. *Revista de metalurgia*, 43(6), 424-433.

- [16] Qiang, Du., Poole, Warren J., Wells, Mary. A., & Parson, Nick. (2011). Microstructural modeling of the homogenization heat treatment for AA3XXX alloys. *JOM*, 63(7), 35-39.
- [17] Luiggi, A., & Ney, J. (2010). A Preliminary Study of the Phase Transformations in Rolled Al-Fe-Si Alloy. *Metallurgical and Materials Transactions A*, 41(13), 3271-3275.
- [18] Kamat, R. G., & Saimoto, S. (1994). Microstructure and Texture evolution in continuously cooled AA 3004 hot rolled sheet. *Materials Science Technology*, 10(3), 215-221.
- [19] Langlais, Alexander D.T.L. (2011). Solid-state intermetallic phase transformations in 3XXX aluminium alloys. *Acta Materialia*, 50, 2571 -2583.
- [20] Li, Y. J., Mueggerud, A. M. F., Olsen, A., & Furu, T. (2012). Precipitation of partially coherent α -Al(Fe,Mn)Si dispersoids and their strengthening affect in AA 3003 alloy. *Acta Materialia*, 60, 1004-1014.