

We are IntechOpen, the world's leading publisher of Open Access books Built by scientists, for scientists

5,000

Open access books available

125,000

International authors and editors

140M

Downloads

Our authors are among the

154

Countries delivered to

TOP 1%

most cited scientists

12.2%

Contributors from top 500 universities



WEB OF SCIENCE™

Selection of our books indexed in the Book Citation Index
in Web of Science™ Core Collection (BKCI)

Interested in publishing with us?
Contact book.department@intechopen.com

Numbers displayed above are based on latest data collected.
For more information visit www.intechopen.com



New Approaches for the Therapy of Treatment Refractory Depression

Oguz Mutlu, Güner Ulak, Ipek Komsuoglu Celikyurt,
Füruzan Yıldız Akar and Faruk Erden
*Kocaeli University Medical Faculty, Pharmacology Department, Kocaeli
Turkey*

1. Introduction

Depression is a common, chronic, recurrent and life debilitating illness with severe morbidity and increased suicide risk (Kiecolt-Glaser&Glaser, 2002). The mechanisms and brain areas underlying the pathophysiology of this disorder are not yet well understood. Treatment-resistant depression (TRD) or treatment-refractory depression is a term used in clinical psychiatry to describe cases of major depressive disorder that do not respond to adequate courses of at least two antidepressants. Clinical studies indicate elevated plasma nitrate levels and increased nitric oxide synthase (NOS) expression in the hippocampus of depressed patients (De Oliveira et al., 2008). The prevalence of depression during life is 17-19% and suicide during depression is 15% (Kessler et al., 1994). Conventional antidepressant treatment has many limitations such as some medicines are slow to take effect, side effect profile limits the success of therapy and there are also a large number of treatment resistant patients. Such a profile has necessitated new therapeutic strategies in offering faster onset of action and augmenting the therapeutic actions of currently existing antidepressants and thus getting a greater efficacy in a larger proportion of patients.

2. Pathways playing role in depression

2.1 5-hydroxytryptamine (5-HT), Noradrenaline (NA) and dopamine pathway

An important theory for the formation of depression is the monoamine hypothesis which suggests that there is a decreasing effect of biological amines like serotonin (5-HT), noradrenalin and dopamine in depression (Schildkraut, 1965). It is well known that the serotonin system plays an important role in the neural regulation of mood (Duman et al., 1997) and enhancement of 5-HT neurotransmission influences the therapeutic response to different classes of antidepressant treatment. In previous studies (Ulak et al., 2008; Yildiz et al., 2000) a SSRI fluoxetine shortened the immobility time in a forced swimming test (FST). In animal studies SSRI (selective serotonin reuptake inhibitor) drugs are believed to exert their clinical antidepressant effect by blocking the reuptake of serotonin at the synapse, resulting in an elevation of extracellular serotonin concentrations in the brain. In our previous study (Ulak et al., 2010), preadministration of parachlorophenylalanine (pCPA) to fluoxetine treated rats, significantly prolonged the immobilization time as in line with the

previous studies showing that the behavioural effects of the SSRI fluoxetine in FST could be blocked by serotonin depletion (Connor et al., 2001; Zomkowski et al., 2004).

Citalopram is established to be one of the most selective of the SSRIs (Goodnick & Goldstein, 1998) and it is postulated that citalopram administration do not alter hippocampal NOS activity under basal conditions (Wegener et al., 2004). Tianeptine is an atypical antidepressant which is reported to increase serotonin re-uptake and decrease extracellular 5-HT in the brain (in contrast with most antidepressant agents) (Datla & Curzon, 1993; Fattacini et al., 1990). How tianeptine exerts its effects is a question that remains. Although the neurochemical properties of tianeptine and of selective serotonin reuptake inhibitors differ, they demonstrate similar antidepressant efficacy (Wilde and Benfield, 1995). It is interesting how these two antidepressants with opposite molecular mechanisms act. The fact that both inhibitors and enhancers of the serotonin reuptake are potent antidepressants, challenges the hypothesis on the central mechanisms of actions of these drugs. Nowakowska et al. (2000) claimed that in reference spatial memory test (food finding time in a maze), tianeptine exerted no effect whereas fluoxetine caused a very marked improvement of spatial reference memory. So, besides the effects on serotonin re-uptake, other mechanisms must play an important role in the action of these drugs.

The classical antidepressant imipramine exerts its effects by inhibiting both 5-HT and noradrenalin reuptake (Carrodi & Fuxe, 1968). The novel antidepressant reboxetine is a selective noradrenalin reuptake inhibitor. It selectively inhibits the reuptake of synaptic norepinephrine with no marked affinity for other receptors or transporters (Wong et al., 2000). The antidepressant-like activity of reboxetine is described in animal models of depression like FST (Wong et al., 2000). There is a complex interaction between ventral and dorsal noradrenergic bundles projecting neurons in modulating the antidepressant-like effects of reboxetine in the forced swimming test (Cryan et al., 2002b). It is established that forced swimming test exposure increases serotonergic activity in the amygdala, frontal cortex and hippocampus and dopamine turnover in the striatum; and reboxetine attenuates forced swimming test-induced increases in amygdaloidal and cortical serotonin turnover and striatal dopamine turnover (Connor et al., 1999). The anti-immobility effects of reboxetine may be more closely related to its ability to antagonize the stressor-induced increase in dopaminergic turnover in the striatum since it is known that mesocorticolimbic dopaminergic activity may play a role in the behaviour of rats in the forced swimming test (Willner, 1995).

2.2 Role of 5-HT receptors

Studies using drugs affecting the serotonergic system do not only include the inhibition of serotonin reuptake in the synaptic terminal or inhibiting its metabolism (monoaminoxidase inhibitors); there are also antidepressants affecting 5-HT receptor subtypes and this class of antidepressants are also frequently used in the therapy of depression (Blier & Ward, 2003).

Recent studies have focused on the involvement of 5-HT_{1A} receptors in the mechanism of action of antidepressant drugs (Blier & Ward, 2003). 5-HT_{1A} receptor is the best known among 14 serotonergic receptor groups (Pucadyil et al., 2005) and it is important in psychiatric disorders like schizophrenia (Millan, 2000; Yasuno et al., 2004) and depression (Celada et al., 2004). The discovery of WAY 100635, the first highly selective, potent and

silent 5-HT₁ receptor antagonist (Forster et al., 1995), enabled further clarification on the role of 5-HT_{1A} receptors in the antidepressant-like effects of drugs.

Inhibition of 5-HT_{2A} receptor releases exerts antidepressant-like effects in FST (Sibille et al., 1997). Suicide attempt in severe depressive patients due to the polymorphism in the 5-HT₂ receptor gene is established (Du et al., 2000) and this supports the role of 5-HT_{2A} receptors in depression. Inhibition of 5-HT_{2A/2C} receptors play an important role in the antidepressant-like effects of conventional antidepressants in FST (Van Oekelen et al., 2003; Redrobe and Bourin, 1997).

It has been postulated that the inhibition of 5-HT_{1A} receptors by WAY 100635 cause the synergic potentialization of increased extracellular 5-HT levels in serotonergic antidepressants (Romero et al., 1996). Besides, when WAY 100635 was given together with a subactive dose of fluoxetine in FST, it significantly decreased the immobility time in FST (Rocha et al., 1997).

2.3 Role of N-Methyl-D-Aspartate (NMDA) receptors

NMDA receptor activity appears to play a role in some neurophysiological phenomena and administration of NMDA antagonists exerted antidepressant-like effects in the FST in animals, a pre-clinical behavioural method used for studying the antidepressant activity of drugs (Borsini, 1995; Cryan et al., 2002a; Trullas & Skolnick, 1990). Interestingly, competitive and non-competitive NMDA receptor antagonists induce

antidepressant-like effects in animal models (Eckeli et al., 2000) and combined therapy of NMDA receptor antagonists with subactive doses of antidepressants such as fluoxetine, venlafaxine and imipramine, resulted in an antidepressant response in the FST test (Rogoz et al., 2002).

Administration of NMDA antagonists has been shown to produce antidepressant-like effects in animal models (Trullas & Skolnick, 1990). NOS inhibition may exert similar effects to that NMDA receptor antagonists. Since it has been shown that NMDA receptor antagonists augment the activity of antidepressants such as fluoxetine, venlafaxine and imipramine when given in combination (Rogoz et al., 2002), it is a fact that interruption of the NMDA-NO synthase pathway may result in antidepressant-like and/or augmented antidepressant activity (Harkin et al., 2004).

2.4 Role of Nitric Oxide (NO) pathway

NO plays an important role in the brain, and pharmacological manipulations of the NO pathway will constitute a novel approach for future therapeutic applications. In the brain, NO is synthesized from L-arginine by NOS, as a response to activation of NMDA receptors by excitatory amino acids (Garthwaite, 1991; Moncada et al., 1991). It plays an important role in regulating many behavioural, cognitive and emotional processes such as learning, aggression, locomotion, anxiety and depression (Dzoljic et al., 1997; Harkin et al., 1999; Holscher 1997; Nelson et al., 1995; Wiley et al., 1995). In recent studies, inhibition of NOS enzyme elicited antidepressant-like behavioural effects in several animal experiments (Harkin et al., 1999; Jefferys and Funder, 1996; Da Silva et al., 2000; Yildiz et al., 2000a,b) and this effect was reversed by NOS substrate L-arginine, suggesting that NO plays an

important role in these behavioural responses (Harkin et al., 1999; Jefferys and Funder, 1996; Yildiz et al., 2000a,b).

A number of studies have demonstrated that NOS could modulate the release of central noradrenalin (Sato et al., 1996), dopamine (Segieth et al., 2000; Wegener et al., 2000) and 5-HT (Smith&Whitton, 2000; Wegener et al., 2000). NOS activity is involved in the mechanism of action of several antidepressants. For example, the selective serotonin reuptake inhibitor paroxetine inhibits *in vitro* NOS activity and decreases plasma nitrite and nitrate levels significantly in depressed patients (Finkel et al., 1996). It is proposed that, NOS inhibitor 7-NI may increase serotonin (5-HT) levels in rat hippocampus after systemic therapy (Wegener et al., 2000), suggesting that antidepressant-like effects of NOS inhibitors can be related with the changes that occur in 5-HT levels in the brain. This is confirmed by the fact that NOS inhibition modulates central serotonin release (Kiss, 2000; Smith&Whitton, 2000; Wegener et al., 2000).

2.4.1 Effects of NOS inhibitors in depression

Various inhibitors of nitric oxide synthase (NOS) have been shown to exert antidepressant-like behavioural effect in a variety of animal models (Harkin et al., 1999; Volke et al., 2003; Yildiz et al., 2000). In previous studies, a neuronal and inducible NOS inhibitor 1-[2-(trifluoromethyl) phenyl] imidazole (TRIM) exerted an antidepressant-like effect in the FST (Borsini, 1995; Cryan et al., 2002; Trullas & Skolnick, 1990; Ulak et al., 2008; Volke et al., 2003) and in the unpredictable chronic mild stress (UCMS) model (Mutlu et al., 2009) in animals. UCMS model is a promising and valuable animal model of depression which shows similar features to the depressive symptoms seen in human. This stress model consists from repeated mild physical and psychological stressors. Mice were subjected several times a day for 7 weeks to different kinds of stressors in a chronic, inevitable and unpredictable way.

In a previous study (Mutlu et al., 2009) we showed that UCMS regimen induced a coat state degradation and this effect was reversed by a selective neuronal and inducible nitric oxide synthase inhibitor TRIM as well as by fluoxetine. Interestingly, the onset of this action was faster after TRIM compared to fluoxetine (Fig. 1a). Indeed, coat state improvement occurred 3 weeks after TRIM treatment whereas 5 weeks therapy was necessary to observe fluoxetine's action. Similar effects were also observed in the splash test (Fig. 1b). Moreover, in the resident-intruder test, stressed mice demonstrated a larger degree of aggressivity, an effect abolished by both drugs (Fig. 1c). These results cannot be attributed to the effects of the drugs on activity since both TRIM and fluoxetine had no effect on locomotor activity.

It is proposed that, a NOS inhibitor 7-Nitroindazol (7-NI) may increase serotonin (5-HT) levels in rat hippocampus after systemic therapy (Wegener et al., 2000), suggesting that antidepressant-like effects of NOS inhibitor can be related to the changes that occur in 5-HT levels in the brain. This is confirmed by the fact that NOS inhibition modulates central serotonin release (Kiss, 2000; Smith&Whitton, 2000; Wegener et al., 2000). In rats exposed to chronic mild stress, 5-HT and 5-HIAA (5-hydroxy indol acetic acid) levels decreased significantly in many brain regions, compared to nonstressed animals (Li et al., 2003; Vancassel et al., 2008). Therefore, it can be the fact that effects of TRIM might be explained by its ability to reverse the UCMS-induced alteration of 5-HT.

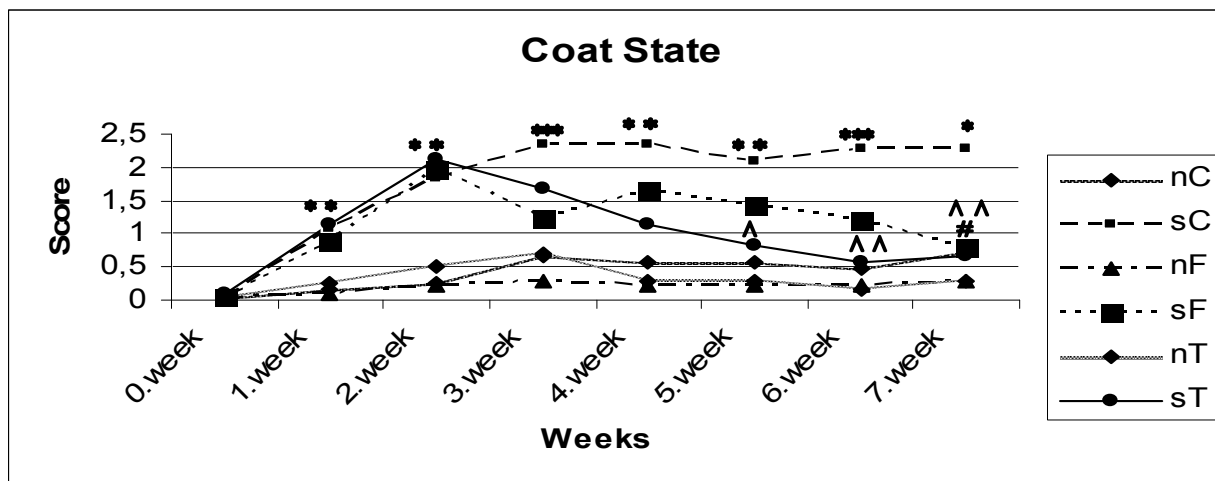


Fig. 1a. Effects of fluoxetine (15 mg/kg, i.p.) and TRIM (30 mg/kg, i.p.) given for 35 days on coat state in non-stressed and stressed groups during UCMS. All of the treatments begun after 2 weeks of stress regimen and were administered during 5 weeks. Data are means±SEM. *p<0.05, **p<0.01, ***p<0.001, difference between stressed and non stressed vehicle; ^p<0.05, ^^p<0.01 difference between stressed TRIM and stressed vehicle. # p<0.05, difference between stressed and non stressed fluoxetine group. nC = nonstressed control(vehicle) group, nF = nonstressed fluoxetine group, nT =nonstressed TRIM group, sC = stressed control (vehicle) group, sF = stressed fluoxetine group, and sT = stressed TRIM group.

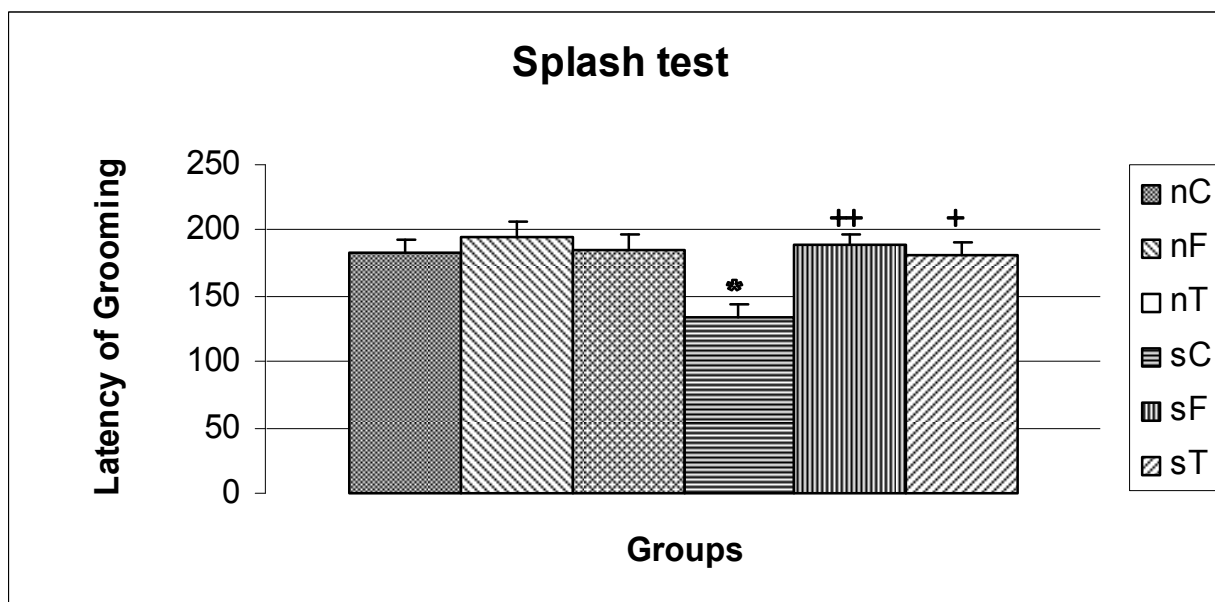


Fig. 1b. Effects of fluoxetine (15 mg/kg, i.p.) and TRIM (30 mg/kg, i.p.) given for 35 days on total time of grooming in the splash test in the end of the unpredictable chronic mild stress regimen. Data are means±SEM. *p<0.01, compared to non-stressed vehicle group, +p<0.05, ++p<0.01, compared to the stressed vehicle group. nC = nonstressed control (vehicle) group, nF = nonstressed fluoxetine group, nT = nonstressed TRIM group, sC = stressed control (vehicle) group, sF = stressed fluoxetine group, and sT = stressed TRIM group.

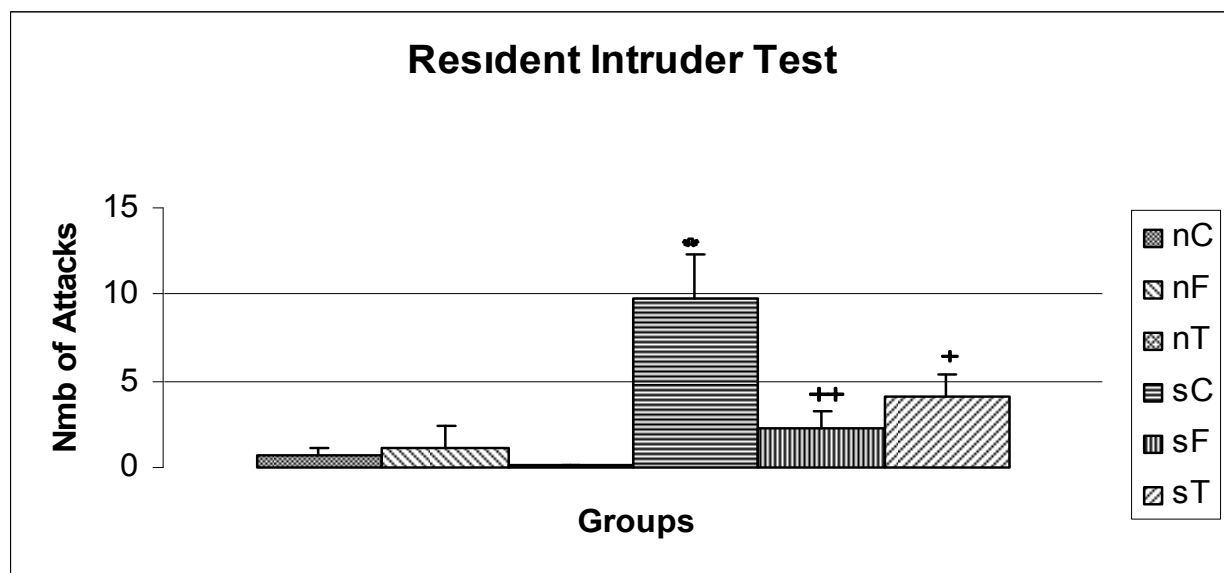


Fig. 1c. Effects of fluoxetine (15mg/kg, i.p./day, 35 days) and TRIM(30 mg/kg, i.p./day, 35 days) on attack frequency in the resident-intruder test after UCMS. Data are means \pm SEM. * $p < 0.0001$, compared to the non-stressed vehicle group, + $p < 0.05$, ++ $p < 0.01$, compared to the stressed vehicle group. nC = nonstressed control (vehicle) group, nF = nonstressed fluoxetine group, nT = nonstressed TRIM group, sC = stressed control (vehicle) group, sF = stressed fluoxetine group, and sT = stressed TRIM group.

Indeed inhibition of NO synthesis may exert similar effects to the NMDA receptor antagonists (Wiley et al., 1995) and it can be suggested that NOS inhibition can have antidepressant effects similar to NMDA receptor antagonists.

Recent studies postulated that various inhibitors of NOS such as competitive nonspecific NOS inhibitor NG-nitro-L-arginine methyl ester (L-NAME), NG-nitro-L-arginine (L-NA), selective neuronal NOS (nNOS) inhibitors 7-nitroindazole (7-NI) and NW-propyl-L-arginine (L-NPA) possess antidepressant-like properties in animal models (Ghasemi et al., 2008; Harkin et al., 2004; Volke et al., 2003; Yildiz et al., 2000a,b). It is suggested that nNOS plays a key role in the antidepressant-like effects of NOS inhibitors (Volke et al., 2003). This is in line with the observation that nNOS mRNA release increases after stress in several brain regions (De Oliveira et al., 2000) and that CMS exposure regulates nNOS expression selectively in hippocampus while it doesn't change inducible NOS (iNOS) and endothelial NOS (eNOS) expressions (Zhou et al., 2007). Furthermore, over-expression of nNOS suppresses hippocampal neurogenesis in the hippocampus of animals exposed to chronic stress while nNOS inhibition preserves and reverses CMS induced effects by promoting hippocampal neurogenesis (Zhou et al., 2007). Zhou et al. (2007) showed that CMS-induced behavioural despair and hippocampal neurogenesis impairment were prevented and reversed in mice receiving a nNOS inhibitor 7-NI. TRIM had different pharmacokinetic and pharmacodynamic features when compared with 7-NI and controversial results exist for the selectivity on nNOS inhibition of these two compounds (Fidecka, 2003; Handy et al., 1995; Volke et al., 2003). TRIM at 50 mg/kg doses inhibits nNOS and clearly exerts antidepressive and anxiolytic effects although it also inhibits locomotion and motor activity at this dose (Volke et al., 2003).

2.4.2 Effects of the concurrent administration of NOS inhibitors and antidepressants on depression

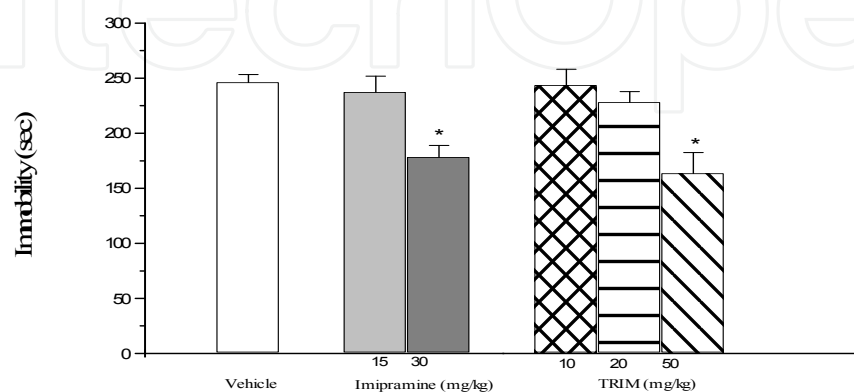
Noradrenalin and serotonin are two neurotransmitters widely reported to be involved in the mechanism of action of antidepressants and the development of drugs selectively affecting these transmitters has provided the opportunity to determine the role of these transmitter systems, alone and in combination, in an antidepressant response. NOS activity is involved in the mechanism of action of several antidepressants. For example, the selective serotonin reuptake inhibitor paroxetine inhibits *in vitro* NOS activity and decreases plasma nitrite and nitrate levels significantly in depressed patients (Finkel et al., 1996), whereas chronic therapy with imipramine or citalopram did not change NOS activity in the examined brain regions (cortex, hippocampus or cerebellum) (Jopek et al., 1999). Furthermore, Wegener et al. (2003) showed that, serotonergic antidepressants paroxetine, citalopram and tianeptine and mixed serotonergic-noradrenergic antidepressant imipramine decreased hippocampal NOS activity *in vitro* in rats although they don't have direct effects on NOS under clinically relevant conditions. It seems that there are controversial results for the effects of different antidepressants on NOS activity but the actions on NOS are common to a variety of structurally dissimilar serotonergic antidepressants.

Ulak et al., (2008) examined the effects of a selective nNOS inhibitor TRIM, a 5-HT/NA reuptake inhibitor imipramine, SSRIs (selective serotonin reuptake inhibitors) citalopram and fluoxetine, serotonin reuptake enhancer tianeptine or selective NA reuptake inhibitor reboxetine alone or in combination in the FST in rats. TRIM decreased the immobility time at 50 mg/kg dose in the FST in rats. When given alone TRIM, imipramine, citalopram, fluoxetine, tianeptine and reboxetine did not shorten the immobility time of rats. The higher doses of these drugs, except citalopram produced a significant reduction in the immobility of rats. Coadministration subeffective doses of TRIM and reboxetine did not affect the behavior of rats in the FST whereas subeffective dose of TRIM given in combination with imipramine, citalopram, fluoxetine and tianeptine significantly reduced the immobility time of rats in the FST (Fig 2, 3, 4, 5, 6). Thus the pharmacological mechanism seems to be more due to serotonergic than adrenergic neurotransmission and co-administration of antidepressants acting via serotonergic system by TRIM may enhance beneficial effects in therapy-resistant depression and thus represent a potential source of novel drugs for antidepressant therapy.

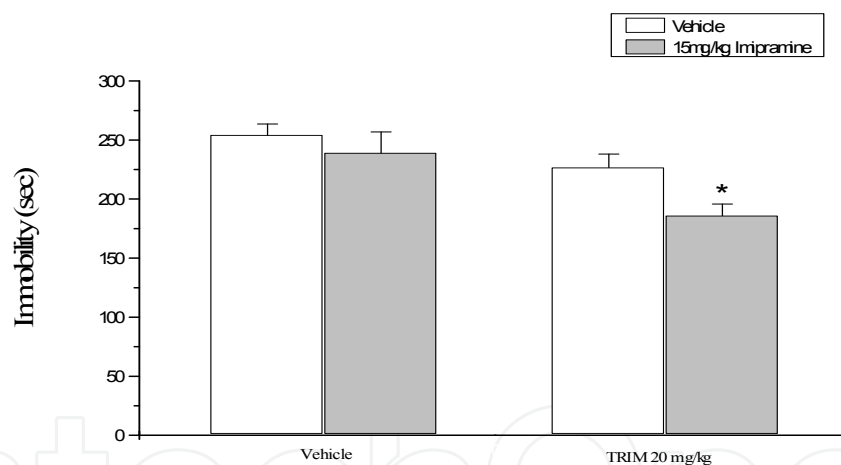
Moreover the ability of TRIM to potentiate the behavioural activity of antidepressants acting via serotonergic system in the FST is not attributed to a nonspecific locomotor stimulant effect of these drugs.

Following reasons can be suggested to explain the augmentation of the effects of antidepressant drugs acting via the serotonergic system by nNOS inhibitor TRIM in the FST in rats: One is that activation of NMDA receptors result in the formation of NO and increases cyclic guanosine monophosphate (cGMP) levels (East and Garthwaite, 1991). Consistent with our findings, Harkin et al. (2004) showed that NO synthase inhibitor NGnitro- L-arginine (L-NA) augmented the effects of imipramine, fluoxetine, sertraline and citalopram but not reboxetine in the mouse FST; moreover this synergistic effect was also tested between 7-nitroindazole and imipramine or fluoxetine. Thus it was claimed that NOS inhibitors augment the effects of serotonin reuptake inhibitors in the FST. Moreover it has

been shown that L-NA and 7-NI exert similar antidepressant-like behavioural profiles as SSRI in FST in rats. Although it is not clear whether NMDA receptor antagonists exert antidepressant-like effects in the FST via the serotonergic mechanism, it has been postulated that this antidepressant-like behaviour of L-NA and 7-NI is endogenous serotonin dependent (Harkin et al., 2003). So it is postulated that the antidepressant augmenting effects of NOS inhibitors may be attributed to the modulation of serotonin release (Harkin et al., 2004). Since it has been demonstrated that inhibition of NOS can modulate the release of central serotonin (Kiss, 2000; Wegener et al., 2000), this may be the point of view.



a

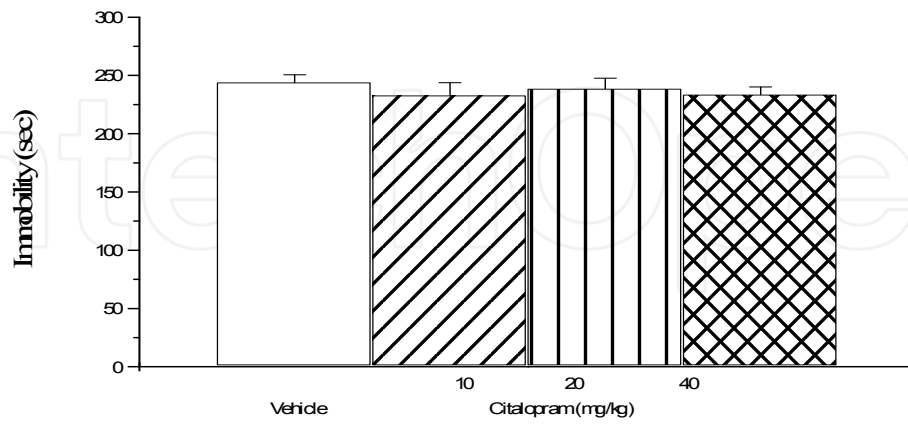


b

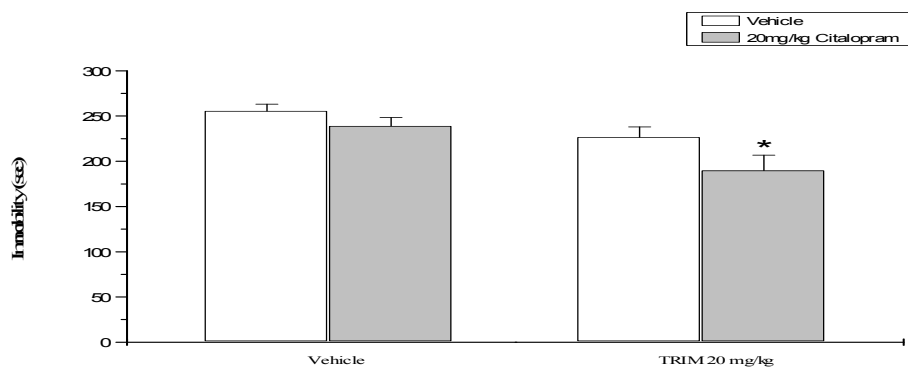
Fig. 2. (a). Effects of imipramine and TRIM on the immobility time in the rat FST. Each column represents the mean \pm SEM of 7–14 animals. * $p < 0.001$ compared to vehicle control (Tukey test). (b). TRIM potentiates the activity of imipramine in the rat FST. Each column represents the mean \pm SEM of 7–10 animals. * $p = 0.011$ compared to vehicle imipramine (15 mg/kg) (Dunnett test).

A second explanation for this result is that paroxetine, a selective serotonin reuptake inhibitor, is also a potent inhibitor of NOS enzyme activity (Finkel et al., 1996). Later, Wegener et al. (2003) showed that serotonergic antidepressants paroxetine, citalopram and tianeptine and the mixed serotonergic–noradrenergic antidepressant imipramine decrease NOS activity in vivo suggesting that actions on NOS are common to a variety of structurally dissimilar serotonergic antidepressants. From this point of view, it may be speculated that,

NOS inhibition in the brain plays some role in the antidepressant effect of drugs acting via serotonergic system. Since NMDA receptors play an important role in brain NOS activation, these effects may be due to secondary inhibitory effects on NMDA receptors.

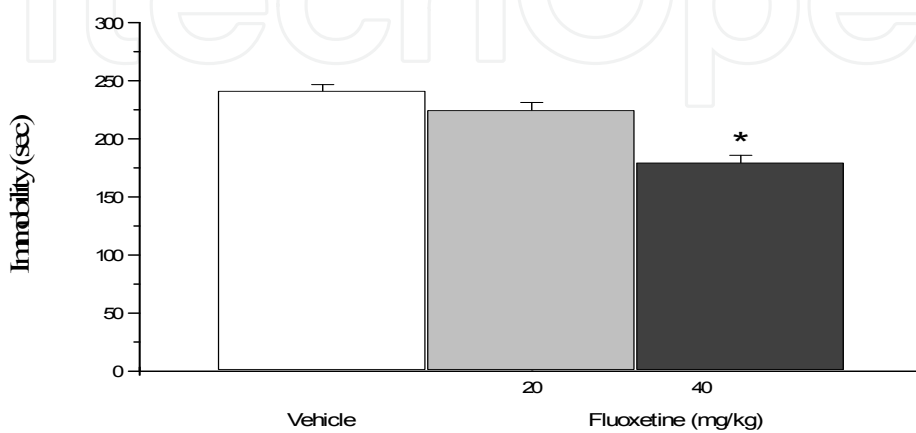


a



b

Fig. 3. (a). Effects of citalopram on the immobility time in the rat FST. Each column represents the mean±SEM of 7-9 animals. Citalopram failed to shorten the immobility time in the FST in rats. (b).TRIM (20 mg/kg) augments the activity of citalopram in the rat FST. Each column represents the mean±SEM of 7-9 animals.*p=0.017 compared to vehicle citalopram (Dunnet test).



a

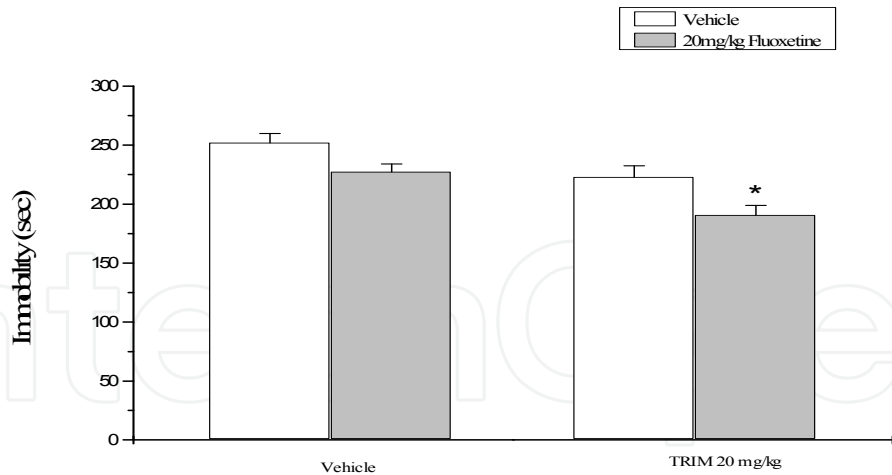
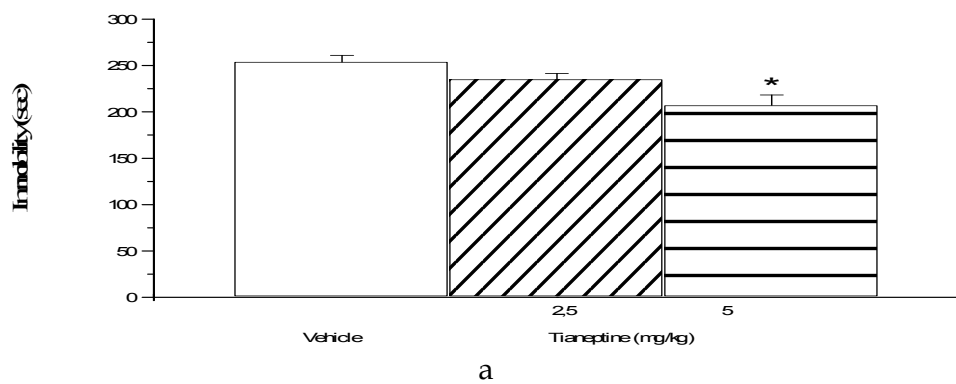
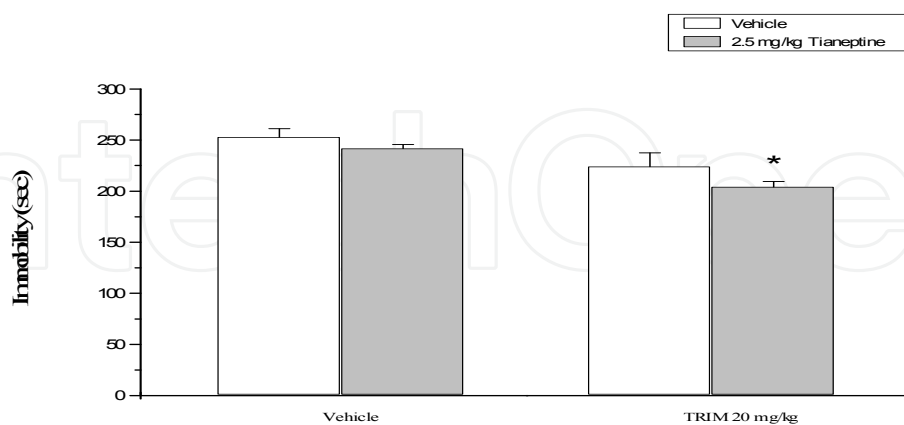


Fig. 4. (a). Effects of fluoxetine on the immobility time in the rat FST. Each column represents the mean \pm SEM of 7 animals. * $p < 0.001$ compared to vehicle control (Tukey test). (b). TRIM (20 mg/kg) augments the activity of fluoxetine in the rat FST. Each column represents the mean \pm SEM of 6–10 animals. * $p = 0.01$ compared to vehicle fluoxetine (Dunnet test).



a



b

Fig. 5. (a). Effects of tianeptine on the immobility time in the rat FST. Each column represents the mean \pm SEM of 6–7 animals. * $p < 0.01$ compared to vehicle control (Tukey test). (b). TRIM (20 mg/kg) augments the activity of tianeptine in the rat FST. Each column represents the mean \pm SEM of 6–9 animals. * $p = 0.015$ compared to vehicle tianeptine (Dunnet test).

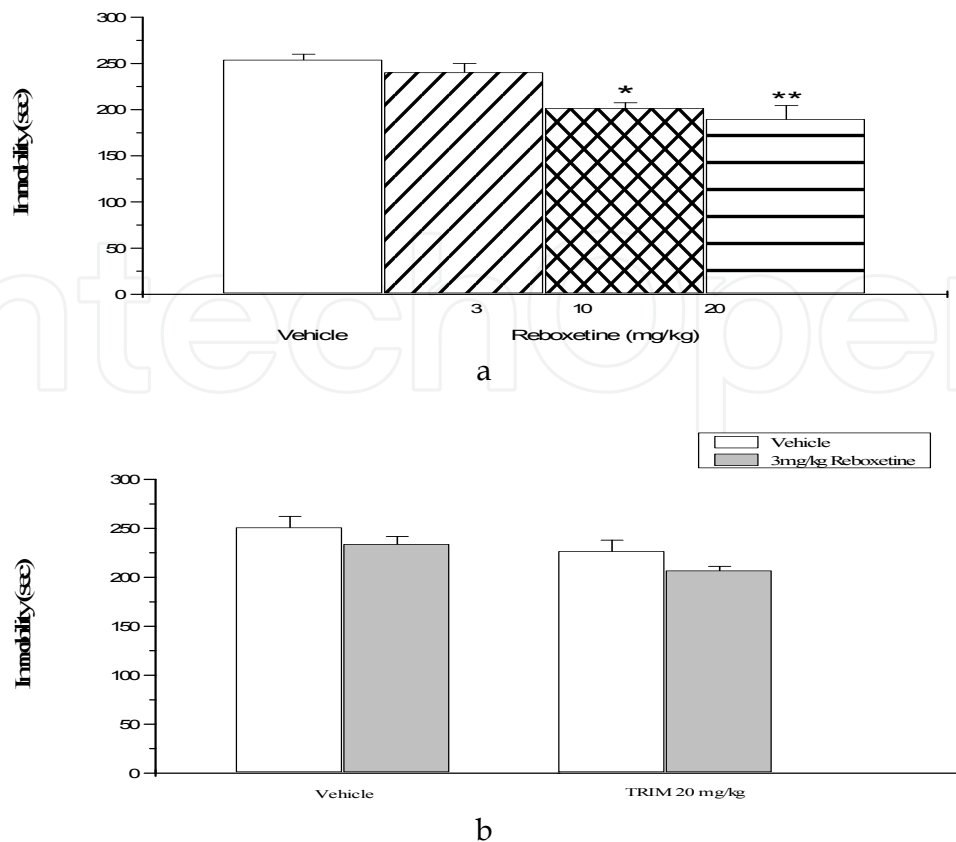


Fig. 6. (a). Effects of reboxetine on the immobility time in the rat FST. Each column represents the mean \pm SEM of 7–9 animals. * $p < 0.01$, ** $p < 0.001$ compared to vehicle control (Tukey test). (b). TRIM (20 mg/kg) failed to augment the activity of reboxetine in the rat FST. Each column represents the mean \pm SEM of 8–12 animals. Reboxetine+TRIM combined group compared to vehicle reboxetine group ($p = 0.066$, Dunnett test).

Thus the pharmacological mechanism seems to be more due to serotonergic than adrenergic neurotransmission and co-administration of antidepressants acting via the serotonergic system by TRIM, a selective nNOS inhibitor may enhance beneficial effects in therapy-resistant depression and thus represent a potential source of novel drugs for antidepressant therapy.

2.4.3 Effects of the coadministration of NOS inhibitors and 5-HT receptor antagonists on depression

In a previous study in our laboratory (Ulak et al., 2010), the involvement of the serotonergic system in the antidepressant-like effect of TRIM in the FST in rats was studied by depleting endogenous 5-HT with the tryptophan hydroxylase inhibitor pCPA (Connor et al., 2001; Page et al., 1999) and by using 5-HT₁ and 5-HT₂ receptor antagonists to investigate the behavioural responses to TRIM in the FST since it is well known that these receptors play an important role in mood disorders (Clenet et al., 2001; Gardier et al., 1996; O'Neill and Conway, 2001; Redrobe et al., 1996; Redrobe and Bourin, 1998). This study extended the previous data of us, which had shown that TRIM augmented the effect of antidepressants acting via serotonergic system in the FST in rats (Ulak et al., 2008). In this study, TRIM exerted antidepressant-like activity comparable to that of the tricyclic antidepressant imipramine. Pretreatment of rats

with WAY 100635, a selective 5-HT_{1A} receptor antagonist, or with GR127935, a selective 5-HT_{1B/1D} receptor antagonist) slightly reversed the immobility-reducing effect of TRIM, but this failed to reach a statistically significant level; while alone they had no effect in the rat FST (Fig 8). Pretreatment with methiothepin (a non-selective 5-HT receptor antagonist), cyproheptadine (a 5-HT₂ receptor antagonist) or ketanserin (a 5HT_{2A/2C} receptor antagonist) prevented the effect of TRIM in the FST (Fig 7, 9). So further experiments are needed to clarify the involvement of 5-HT₁ receptors in the antidepressant-like effect of TRIM.

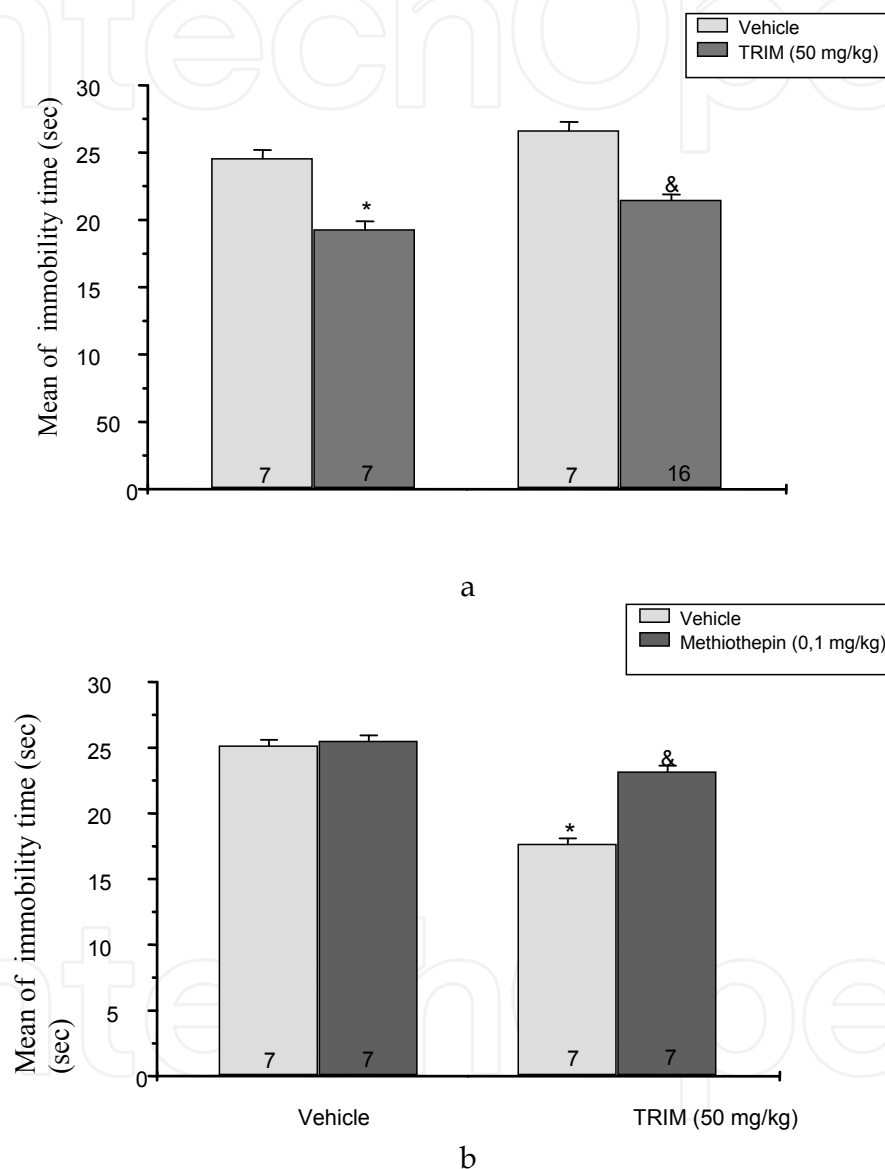


Fig. 7. a: Effects of the pretreatment of animals with pCPA on TRIM-induced reductions on immobility time in the rat FST. The number of animals per group is shown in the columns. Results are expressed as mean \pm SEM * p <0.001 compared to control (Tukey's test), & p <0.05 compared to pCPA untreated TRIM group (Tukey's test). b: Effects of pretreatment of animals with methiothepin on TRIM-induced reductions on immobility time in the rat FST. The number of animals per group is shown in the columns. Results are expressed as mean \pm SEM * p <0.001 compared to control (Tukey's test), & p <0.001 compared to methiothepin untreated TRIM group (Tukey's test).

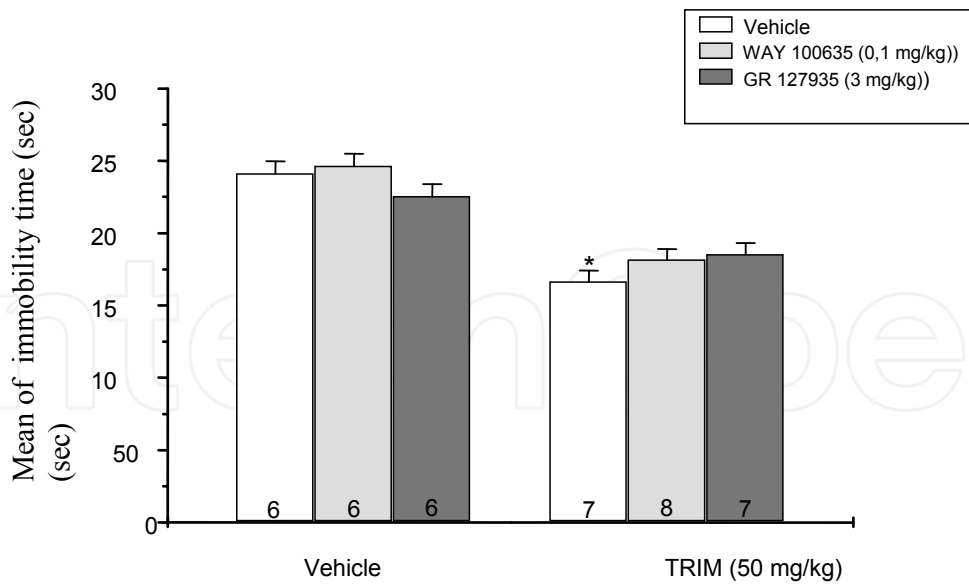


Fig. 8. Effects of pretreatment of animals with: WAY 100635, (b) GR 127935 on TRIM-induced reductions in immobility time in the rat FST. The number of animals per group is shown in the columns. Results are expressed as mean±SEM. *p<0.001 compared to control (Tukey's test).

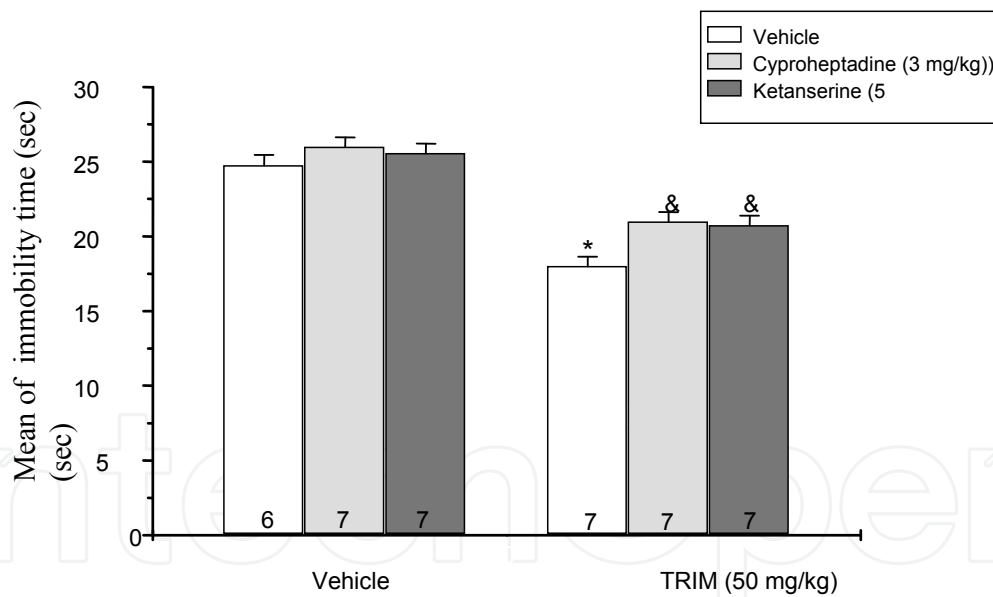


Fig. 9. The effect of pretreatment of animals with cyproheptadine or ketanserine on TRIM-induced reductions in immobility time in the rat FST. The number of animals per group is shown in the columns. Results are expressed as mean±SEM. *p<0.001 compared to control (Tukey's test), &p<0.05 compared to TRIM+vehicle administered group (Tukey's test).

The results of our previous study reveal that TRIM-induced reduction of immobility time in the FST was partially attenuated by pretreatment with the 5-HT depleting agent pCPA in rats. The treatment regimen of pCPA used in this study produced a greater than 90% depletion of cortical 5-HT concentration in the rat but had no effect on cortical dopamine and

noradrenalin concentrations (Connor et al., 2001; Harkin et al., 2003). Pretreatment with pCPA did not alter the immobility time of control animals but attenuated the anti-immobility effect of TRIM. Thus the results of our study suggested that endogenous 5-HT is involved in the antidepressant-like effect of TRIM. In line with our findings, serotonin depletion with pCPA prevented the antidepressant-like effect of the NOS inhibitors 7-NI and NG-nitro-L-arginine in FST (Harkin et al., 2003; Yildiz et al., 2000). The antidepressant-like effect of NOS inhibitors in the FST is dependent on NOS and NMDA receptor inhibition (Mutlu et al., 2009; Wiley et al., 1995). So reversal of the TRIM-induced antidepressant-like effect by pCPA treatment might be due to activation of 5-HT resulting from NOS inhibition and blockade of NMDA receptors (Zomkowski et al., 2002).

While methiothepin, a non-selective 5-HT receptor antagonist had no effect on immobility time in FST in our study and other studies (Buckley et al., 2004; Zomkowski et al., 2004), the reversal of antidepressant-like effect of TRIM by pretreatment of rats with methiothepin, reinforces the idea that 5-HT is involved in the action of TRIM in the FST. There are few studies investigating the interaction between the antidepressants and 5-HT receptor subtype affecting substances in animal depression models. Tatarczynska et al., (2004) suggested that pretreatment of rats with 5-HT1A receptor antagonist and with 5-HT1B/1D receptor antagonist reversed the immobility-reducing effect of TRIM, in the rat FST. 5-HT1B receptor antagonists were also reported to reverse the antidepressant-like effect of paroxetine and imipramine (Gardier et al., 2003; O'Neill and Conway, 2001). The results of our study revealed that pretreatment of rats with WAY 100635, a selective 5-HT1A receptor antagonist or with GR127935, a selective 5-HT1B/1D receptor antagonist) slightly reversed the immobility-reducing effect of TRIM, but this failed to reach a statistically significant level; while on its own, they had no effect in the rat FST.

Although the role of 5-HT2 receptors on the effect of antidepressants was investigated before (Middlemiss et al., 2002; Redrobe and Bourin, 1998), there is no study about the interaction of 5-HT2 receptor antagonists and nNOS inhibitors in animal models of depression. So another important finding of our study was that, the antidepressant-like effect of TRIM in the FST was prevented by pretreatment with cyproheptadine, a 5-HT2 receptor antagonist and with ketanserin, a 5HT2A/2C receptor antagonist having higher affinity for 5HT2A receptors than for 5HT2C receptors (Van Oekelen et al., 2003). TRIM may interact with both 5HT2A and 5HT2C receptors which are also reported to play role in the action of antidepressants (Clenet et al., 2001). Thus 5-HT2A receptors, at least partially, have a role on the antidepressant-like effect of TRIM. It is reported that NOS inhibitors increased the release of 5-HT in prefrontal cortex (Smith and Whitton, 2000). Therefore, it could be postulated that TRIM affects 5-HT2A receptors by increasing 5-HT level in the synaptic terminal.

3. Novel antidepressants

In current studies (unpublished data) in our laboratory we investigated the effect of tianeptine (5 mg/kg, 35 days) and olanzapine (2.5 mg/kg, 35 days), in (UCMS exposed mice when compared with the ones of the widely used selective serotonin reuptake antidepressant drug fluoxetine (15 mg/kg/day, 35 days). We revealed that olanzapine also has significant antidepressant like effects in the UCMS test which supports the efficacy of atypical antipsychotics as antidepressants in unipolar major depression and in treatment-

resistant unipolar depression. A significant difference between the coat state score of non-stressed and UCMS-exposed groups was observed (unpublished data). Both fluoxetine and olanzapine significantly reversed the UCMS-induced degradation in the coat state. Both olanzapine and fluoxetine blocked the stress-induced deficit in total latency of grooming in the splash test, decreased the attack frequency in the resident intruder test, decreased the immobility time in the tail suspension test. No significant effect was observed between stressed and nonstressed animals in the novelty suppressed feeding test. There was no significant difference between the body weight and locomotion of the animals at the end of UCMS regimen. Both olanzapine and fluoxetine decreased enhanced levels of plasma ACTH, cortisol and IL-6 while only fluoxetine reversed stress-induced increase of TNF- α levels in mice. Olanzapine had anxiolytic-like effects both in stressed and nonstressed mice in the open field test (unpublished data). Recent studies also showed that a new atypical antipsychotic asenapine reversed UCMS induced effects in rodents (Marston et al., 2010).

A large number of novel serotonin targets are in a testing phase. One particularly interesting novel serotonin target is the 5HT_{2C} receptor. Blockade of 5HT_{2C} receptors causes release of both norepinephrine and dopamine and these agents can be called norepinephrine dopamine disinhibitors or NDDIs. A novel antidepressant agomelatine combines this property of 5HT_{2C} antagonism and thus NDDI actions with additional agonist actions at melatonin receptors (MT₁ and MT₂). Agomelatine also has 5HT_{2B} antagonist properties. This portfolio of pharmacological actions predicts not only antidepressant actions due to the NDDI mechanism of 5HT_{2C} antagonism but also sleep-enhancing properties due to MT₁ and MT₂ agonist actions. Another NDDI with 5HT_{2C} antagonist properties is flibanserin. This agent also has 5HT_{2A} antagonist and 5HT_{1A} agonist properties and, because of its robust NDDI properties, it is under investigation for sexual dysfunction linked to deficient dopamine activity, including conditions such as hypoactive sexual desire disorder (HSDD). Triple reuptake inhibitors (TRIs) or serotonin-norepinephrine-dopamine-reuptake inhibitors (SNDRI), beta 3 receptor agonists, glucocorticoid antagonists, corticotrophin releasing factor 1 (CRF 1) antagonists, vasopressin 1B antagonists, and neurokinin antagonists are examined for depression. TRIs or SNDRI combinations are applied in order to examine the idea that if one mechanism is good (i.e., SSRI) and two mechanisms are better (i.e., SNRI), then maybe targeting all three mechanisms of the monoamine neurotransmitter system would be the best in terms of efficacy. The question for TRIs is how much blockade of each monoamine transporter is desired, especially for the dopamine transporter or DAT. Too much dopamine activity can lead to drug abuse, not enough means that the agent is essentially an SNRI. Perhaps the desirable dose is robust inhibition of the serotonin transporter and substantial inhibition of the norepinephrine transporter, like the known SNRI, plus 10 to 25% inhibition of DAT. Some experiments suggest that TRI action also increases acetylcholine release, so TRIs may modulate a fourth neurotransmitter system and act as multitransmitter modulators (new study?). Further testing will determine whether the available TRIs will represent an advance over SSRIs or SNRIs in the treatment of depression. A very novel mechanism for an antidepressant is posed by amibegron, an agonist of beta 3 receptors. The role of beta 3 receptors in the brain is still being clarified, but it appears that they may be localized in high density in the amygdala, where they may regulate neuronal activity in ventromedial prefrontal cortex and thereby exert their antidepressant actions. Extensive testing reference? in animal models of depression demonstrates the

antidepressant actions of amibegron, and human testing is currently in progress. Glucocorticoid antagonists, corticotrophin releasing factor 1 (CRF 1) antagonists and vasopressin 1B antagonists will be further examined not only for depression but also for various stress-related conditions. Nemifitide is itself a novel pentapeptide modeled on the structure of melanocyte inhibitory factor (MIF-1), a tripeptide shown to be active in animal models of depression and in small clinical studies of depressed patients reference? MIF-1 (also known as L-prolyl-L-leucyl-L-glycinamide, or PLG) is also the tripeptide tail of oxytocin and its precursor neurophysin. Nemifitide is a pentapeptide analog not only of the tripeptide MIF-1 but also of the tripeptide tail of vasopressin. Nemifitide is administered by subcutaneous injection and has been shown to be active in animal models of depression; it is preliminary results of experiments with depressed patients, that early findings suggest possible efficacy with rapid onset, including effectiveness in treatment-resistant patientsreference?. Further testing in patients with major depressive episodes is ongoing (Stahl, 2010).

Another class of peptide antagonists is the neurokinin antagonists. Neurokinins belong to the family of peptides known as tachykinins. Tachykinins include not only neurokinins but also newly discovered endokinins and tachykinin gene-related peptides that act mostly outside the brain but at the same receptors where the tachykinins act (especially the NK1 receptor). Low-molecular-weight antagonists have been identified for each of the three known neurokinin receptors, NK1, NK2, and NK3. NK1 antagonists, also known as substance P antagonists, have been hotly pursued for many years as treatments not only for depression but also for pain, schizophrenia, and other psychiatric disorders. To date, the clinical results with substance P antagonists, from studies on major depression and in pain-related conditions, have been disappointing. However, recent evidencereference? suggests that saredutant, an NK2 antagonist, may be effective not only in animal models of depression but also in patients with major depressive episodes. Hypothetically, conditions associated with excessive release of endogenous NKA (or its extended or shortened versions), especially under conditions of stress or major depression, benefit from the blocking of NK2 receptors; that could explain why this mechanism may produce an antidepressant effect. NK3 antagonists are also tested for various psychiatric disorders (Stahl, 2010).

4. Conclusion

In conclusion, NOS inhibitors can be a novel approach for antidepressant therapy, exerting their effect possibly on neuronal NOS and TRIM, by the selective inhibition of both nNOS and iNOS. The antidepressant-like effect of TRIM in the FST seems to be mediated, at least in part, by an interaction with 5-HT₂ receptors, while non-significant effects were obtained with 5-HT₁ receptors. Further studies are needed to enlighten whether the antidepressant-like effect of NOS inhibitors are dependent on endogene serotonin and to know how these serotonin receptors are playing a role in this effect. Besides, the potentiation of the antidepressant-like effect of fluoxetine by TRIM might have a therapeutic value for NOS inhibitors and form a new treatment strategy to increase the clinical effect of antidepressants. A large number of novel serotonin targets are in a testing phase for the treatment of depression. Norepinephrine dopamine disinhibitors or NDDIs, agomelatine, flibanserin, triple reuptake inhibitors (TRIs) or serotonin-norepinephrine-dopamine-

reuptake inhibitors (SNDRI), beta 3 receptor agonists, glucocorticoid antagonists, corticotrophin releasing factor 1 (CRF 1) antagonists, vasopressin 1B antagonists, and neurokinin antagonists are further examined for the treatment of depression.

5. Acknowledgements

We would like to thank to Mrs. Catherine Belzung (Université François Rabelais, Faculté des Sciences et Techniques, Tours, France) for helpful comments about our studies.

6. References

- Blier, P. & Ward, N.M. (2003). Is there a role for 5-HT_{1A} agonists in the treatment of depression? *Biol Psychiatry*;53:193–203.
- Borsini, F. (1995). Role of the serotonergic system in the forced swimming test. *Neurosci Biobehav Rev*;19:377–95.
- Buckley, M.J.; Surowy, C.; Meyer, M. & Curzon, P. (2004). Mechanism of action of A-85380 in an animal model of depression. *Neuropsychopharmacol Biol Psychiatry*;28(4): 723–30.
- Carrodi, H. & Fuxe, K. (1968). The effects of imipramine on central monoamine neurones. *J Pharm Pharmacol*;20:230–1.
- Celada, P., Puig, M., Amargos-Bosch, M., Adell, A. & Artigas, F. (2004). The therapeutic role of 5-HT_{1A} and 5-HT_{2A} receptors in depression. *J Psychiatry Neurosci*;29(4):252–65.
- Clenet, F.; De Vos, A. & Bourin, M. (2001). Involvement of 5-HT_{2C} receptors in the anti-immobility effects of antidepressants in the forced swimming test in mice. *Eur Neuropsychopharm*;11:145–52.
- Connor, T.J.; Denedy, M.C.; Harkin, A. & Kelly, J.P. (2001). Methylenedioxymethamphetamine induced suppression of interleukin-1 β and tumour necrosis factor- α is not mediated by serotonin. *Eur J Pharmacol*;418:147–52.
- Connor, T.J.; Kelliher, P.; Harkin, A.; Kelly, J.P. & Leonard, B.E. (1999). Reboxetine attenuates forced swim test -induced behavioral and neurochemical alterations in the rat. *Eur J Pharmacol*;379:125–33.
- Cryan, J.F.; Markou, A. & Lucki, I. (2002a). Assessing antidepressant activity in rodents: recent developments and future needs. *Trends Pharmacol Sci*;23:238–45.
- Cryan, J.F.; Page, M.E. & Lucki, I. (2002b). Noradrenergic lesions differentially alter the antidepressantlike effects of reboxetine in a modified forced swim test. *Eur J Pharmacol*;436: 197–205.
- Datla, K.P. & Curzon, G. (1993). Behavioural and neurochemical evidence for the decrease of brain extracellular 5-HT by the antidepressant drug tianeptine. *Neuropharmacology*;32:839–45.
- De Oliveira, R.M.W.; Guimarães, F.S. & Deakin, J.F.W. (2008). Expression of neuronal nitric oxide synthase in the hippocampal formation in affective disorders. *Braz J Med Biol Res*;41(4):333–41.
- Dhir, A. & Kulkarni, S.K. (2007). Effect of addition of yohimbine (α -2-receptor antagonist) to the antidepressant activity of fluoxetine or venlafaxine in the mouse forced swim test. *Pharmacology*;80:239–43.

- Du, L., Bakish, D.; Lapierre, Y.D.; Ravindran, A.V.& Hrdina, P.D. (2000). Association of polymorphism of serotonin 2A receptor gene with suicidal ideation in major depressive disorder. *Am J Med Genet*;96:56–60.
- Duman, R.S.; Heninger, O.R.& Nestler, E.L. (1997). A molecular and cellular theory of depression. *Arch Gen Psychiatry*;54:597–606.
- Dzoljic, E., De Vries, R.& Dzoljic, M.R. (1997). New and potent inhibitors of nitric oxide synthase reduce motor activity in mice. *Behav Brain Res*;87(2):209–12.
- East, S.J.& Garthwaite, J. (1991). NMDA receptor activation in rat hippocampus induces cyclic GMP formation through the L-arginine-nitric oxide pathway. *Neurosci Lett*;123:17–9.
- Fattacini, C.M.& Bolanos-Jimenez, F.& Gozlan, H.& Hamon, M. (1990). Tianeptine stimulates uptake of 5-hydroxytryptamine in vivo in the rat brain. *Neuropharmacology*;29:1–8.
- Fidecka, S. (2003). Study on the influence of potent inhibitors of neuronal nitric oxide synthase on the antinociceptive and anticonvulsant activity of benzodiazepines in mice. *Pol J Pharmacol*;55:193–201.
- Finkel, M.S.; Laghrissi-Thode, F.; Pollock, B.G.& Rong, J. (1996). Paroxetine is a novel nitric oxide synthase inhibitor. *Psychopharmacol Bull*;32:653–8.
- Forster, E.A.; Cliffe, I.A.; Bill, D.J.; Dover, G.M.; Jones, D., Reilly, Y.&Fletcher, A. (1995). A pharmacological profile of the selective silent 5-HT_{1A} receptor antagonist, WAY 100635. *Eur J Pharmacol*;281:81–8.
- Gardier, A.M.; David, D.J.; Jego, G.; Przybylski, C.; Jacquot, C.& Durier, S., Gruwez, B.; Douvier, E.; Beauverie, P.; Poisson, N.; Hen, R.& Bourin, M. (2003). Effects of chronic paroxetine treatment on diurnal serotonin in 5-HT_{1B} receptor knockout mice. *J Neurochem*;86(1):13–24.
- Gardier, A.M.; Malagie, I.; Trillat, A.C.; Jacquot, C.& Artigas, F. (1996). Role of 5-HT_{1A} autoreceptors in the mechanism of action of serotonergic antidepressant drugs: recent findings from in vivo microdialysis studies. *Fundam Clin Pharmacol*;10(1):16–27.
- Garthwaite, J. (1991). Glutamate, nitric oxide and cell-cell signalling in the nervous system. *Trends Neurosci*;14:60–7.
- Ghasemi, M.; Sadeghipour, H.; Mosleh, A.; Sadeghipour, H.R.; Mani, A.R.; Dehpour, A.R. (2008). Nitric oxide involvement in the antidepressant-like effects of acute lithium administration in the mouse forced swimming test. *Eur Neuropsychopharmacol*;18:323–32.
- Goodnick, P.J.& Goldstein, B.J. (1998). Selective serotonin reuptake inhibitors in affective disorders: I. Basic pharmacology. *J Psychopharmacol*;12(3suppl):S5–S20.
- Handy, R.L.C.;Wallace, P.; Gaffen, Z.A.; Whitehead, K.J.& Moore, P.K. (1995). The antinociceptive effect of 1-(2 trifluoromethylphenyl)imidazole (TRIM), a potent inhibitor of neuronal nitric oxide synthase in vitro, in the mouse. *Br J Pharmacol*;116:2349–50.
- Harkin, A.; Connor, T.J.; Burns, M.P.& Kelly, J.P. (2004). Nitric oxide synthase inhibitors augment the effects of serotonin re-uptake inhibitors in the forced swimming test. *Eur Neuropsychopharmacol*;14(4):274–81.

- Harkin, A.; Connor, T.J.; Walsh, M.; St. John, N. & Kelly, J.P. (2003). Serotonergic mediation of the antidepressant-like effects of nitric oxide synthase inhibitors. *Neuropharmacology*;44:616–23.
- Harkin, A.J.; Bruce, K.H.; Craft, B. & Paul, I.A. (1999). Nitric oxide synthase inhibitors have antidepressant-like properties in mice. 1. Acute treatments are active in the forced swim test. *Eur J Pharmacol*;372(3):207–13.
- Holscher, C. (1997). Nitric oxide, the enigmatic neuronal messenger: its role in synaptic plasticity. *Trends Neurosci*;20:298–303.
- Jefferys, D. & Funder, J. (1996). Nitric oxide modulates retention of immobility in the forced swimming test in rats. *Eur J Pharmacol*;295:131–5.
- Jopek, R.; Kata, M. & Nowak, G. (1999). The activity of rat brain nitric oxide synthase following chronic antidepressant treatment. *Acta Pol Pharm*;56(4):307–10.
- Kessler, R.C.; Mc Gonagle, K.A.; Nelson, C.B.; Hughes, M.; Swartz, M. & Blazer, D.G. (1994). Sex and depression in the national comorbidity Survey II: Cohort effects. *J Affect Disord*;30(1):15–26.
- Kiecolt-Glaser, J. & Glaser, R. (2002). Depression and immune function. Central pathways to morbidity and mortality. *J Psychosom Res*;53:873.
- Kiss, J.P. (2000). Role of nitric oxide in the regulation of monoaminergic neurotransmission. *Brain Res Bull*;52:459–66.
- Li, J.M.; Kong, L.D.; Wang, Y.M.; Cheng, C.H.K.; Zhang, W.Y. & Tan, W.Z. (2003). Behavioral and biochemical studies on chronic mild stress models in rats treated with a Chinese traditional prescription Banxia-houpu decoction. *Life Sci*;74:55–73.
- Marston, H.M.; Martin, F.D.; Papp, M.; Gold, L.; Wong, E.H. & Shahid, M. (2010). Attenuation of chronic mild stress-induced 'anhedonia' by asenapine is not associated with a 'hedonic' profile in intracranial self-stimulation. *J Psychopharmacol*; Aug 10. [Epub ahead of print]
- Middlemiss, D.N.; Price, G.W. & Watson, J.M. (2002). Serotonergic targets in depression. *Curr Opin Pharmacol*;2:18–22. Millan MJ. Improving the treatment of schizophrenia: focus on serotonin (5-HT)_{1A} receptors. *J Pharmacol Exp Ther* 2000;295(3):853–61.
- Moncada, S.; Palmer, R.M.J. & Higgs, E.A. (1991). Nitric oxide: physiology, pathophysiology and pharmacology. *Pharmacol Rev*;43:109–42.
- Mutlu, O.; Ulak, G.; Laugeray, A. & Belzung, C. (2009). Effects of neuronal and inducible NOS inhibitor 1-[2 (trifluoromethyl) phenyl] imidazole (TRIM) in unpredictable chronic mild stress procedure in mice. *Pharmacol Biochem Behav* 92(1):82–7.
- Nelson, R.J.; Demas, G.E.; Huang, P.L.; Fishman, M.C.; Dawson, V.L.; Dawson, T.M. & Snyder, S.E. (1995). Behavioural abnormalities in male mice lacking neuronal nitric oxide synthase. *Nature*;378:383–6.
- Nowakowska, E.; Kus, K.; Chodera, A. & Rybakowski, J. (2000). Behavioural effects of fluoxetine and tianeptine, two antidepressants with opposite action mechanisms, in rats. *Arzneimittelforschung*;50(1):5–10.
- O'Neill, M.F. & Conway, M.W. (2001). Role of 5-HT_{1A} and 5-HT_{1B} receptors in the mediation of behavior in the forced swim test in mice. *Neuropsychopharmacology*;24:391–8.

- Pucadyil, T.J.; Kalipatnapu, S. & Chattopadhyay, A. (2005). The serotonin 1A receptor: a representative member of serotonin receptor family. *Cell Mol Neurobiol*;25(3-4): 553-80.
- Redrobe, J.P. & Bourin, M. (1998). Clonidine potentiates the effects of 5-HT, 5-HT_{2A/2C} and 5-HT_{1A/1B} antagonists and 8-OH-DPAT in the mouse forced swimming test. *Eur Neuropsychopharmacol*;8:169-73.
- Redrobe, J.P. & Bourin, M. (1997). Partial role of 5-HT₂ and 5-HT₃ receptors in the activity of antidepressants in the mouse forced swimming test. *Eur J Pharmacol*;325: 129-35.
- Redrobe, J.P., MacSweeney, C.P. & Bourin, M. (1996). The role of 5-HT_{1A} and 5-HT_{1B} receptors in antidepressant drug actions in mouse forced swimming test. *Eur J Pharmacol*;318:213-20.
- Rocha, M.A.; Puech, A.J. & Thiebot, M.H. (1997). Influence of anxiolytic drugs on the effects of specific serotonin reuptake inhibitors in the forced swimming test in mice. *J Psychopharmacol*;11:218-21.
- Rogoz, Z.; Skuza, G.; Maj, J. & Danysz, W. (2002). Synergistic effect of uncompetitive NMDA receptor antagonists and antidepressant drugs in the forced swimming test in rats. *Neuropharmacology*;42:1024-30.
- Romero, L., Hervas, I. & Artigas, F. (1996). The 5-HT_{1A} antagonist WAY 100635 selectively potentiates the presynaptic effects of serotonergic antidepressants in the rat brain. *Neurosci Lett*;219:123-6.
- Satoh, S.; Murayama, T. & Nomura, Y. (1996). Sodium nitroprusside stimulates noradrenaline release from rat hippocampal slices in the presence of dithiothreitol. *Brain Res*;733:167-74.
- Schildkraut, J.J. (1965). The catecholamine hypothesis of affective disorders: a review of supporting evidence. *Am J Psychiatry*;122(5):509-22.
- Segieth, J., Fowler, L., Whitton, P. & Pearce, B. (2000). Nitric oxide-mediated regulation of dopamine release in the hippocampus in vivo. *Neuropharmacology*;39(4):571-7.
- Sibille, E.; Sarnyai, Z.; Benjamin, D.; Gal, J.; Baker, H. & Toth, M. (1997). Antisense inhibition of 5-hydroxytryptamine 2A receptor induces an antidepressant-like effect in mice. *Mol Pharmacol*;52:1056-63.
- Smith, J.C. & Whitton, P.S. (2000). Nitric oxide modulates N-methyl-D-aspartate evoked serotonin release in the raphe nuclei and frontal cortex of the freely moving rat. *Neurosci Lett*;291(1):5-8.
- Stahl, S.M. (2008). *Stahl's Essential Psychopharmacology: Neuroscientific Basis and Practical Applications* (Third Edition). Cambridge University Press, ISBN 978-0-521-85702-4, USA
- Tatarczynska, E.; Klodzinska, A.; Stachowicz, K. & Chojnacka-Wojcik, E. (2004). Effect of combined administration of 5HT_{1A} or HT_{1B/1D} receptor antagonists and antidepressants in the forced swimming test. *Eur J Pharmacol*;487:133-42.
- Trullas, R. & Skolnick, P. (1990). Functional antagonists at the NMDA receptor complex exhibit antidepressant action. *Eur J Pharmacol*;185:1-10.
- Ulak, G.; Mutlu, O.; Tanyeri, P.; Komsuoglu, F.I.; Yıldız Akar, F. & Erden, B.F. (2010). Involvement of serotonin receptor subtypes in the antidepressant-like effect of trim in the rat forced swimming test. *Pharmacol Biochem Behav*; 95:308-314.

- Ulak, G.; Mutlu, O.; Yıldız Akar, F.; Komsuoğlu, F.I.; Tanyeri, P. & Erden, B.F. (2008). Neuronal NOS inhibitor 1-(2-trifluoromethylphenyl)-imidazole augments the effects of antidepressants acting via serotonergic system in the forced swimming test in rats. *Pharmacol Biochem Behav*;90(4):563-8.
- Van Oekelen, D.; Luyten, W.H.M.L. & Leysen, J.E. (2003). 5-HT_{2A} and 5-HT_{2C} receptors and their atypical regulation properties. *Life Sci*;72:2429-49.
- Vancassel, S.; Leman, S.; Hanonick, L.; Denis, S.; Roger, J.; Nollet, M.; Bodard, S.; Kousignian, I.; Belzung, C. & Chalon, S. (2008). n-3 polyunsaturated fatty acid supplementation reverses stress-induced modifications on brain monoamine levels in mice. *J Lipid Res*;49(2):340-8.
- Volke, V.; Wegener, G.; Bourin, M. & Vasar, E. (2003). Antidepressant- and anxiolytic-like effects of selective neuronal NOS inhibitor 1-(2-trifluoromethylphenyl)-imidazole in mice. *Behav Brain Res*;140:141-7.
- Wegener, G.; Bandpey, Z.; Heiberg, I.L.; Volke, V.; Trabace, L. & Rosenberg R. & Harvey, B.H. (2004). Combined chronic treatment with citalopram and lithium does not modify the regional neurochemistry of nitric oxide in rats brain. *J Physiol Pharmacol*;55(3):575-86.
- Wegener, G.; Volke, V.; Harvey, B.H. & Rosenberg, R. (2003). Local, but not systemic administration of serotonergic antidepressants decreases hippocampal nitric oxide synthase activity. *Brain Res*;959:128-34.
- Wegener, G.; Volke, V. & Rosenberg, R. (2000). Endogenous nitric oxide decreases hippocampal levels of serotonin and dopamine in vivo. *Br J Pharmacol*;130:575-80.
- Wilde, M.I.; Benfield, P. (1995). Tianeptine. A review of its pharmacodynamic and pharmacokinetic properties, and therapeutic efficacy in depression and coexisting anxiety and depression. *Drugs*;49:411-39.
- Wiley, J.L.; Cristello, A.F. & Balster, R.L. (1995). Effects of site-selective NMDA receptor antagonists in an elevated plus-maze model of anxiety in mice. *Eur J Pharmacol*;294:101-7.
- Willner, P. (1995). Dopaminergic mechanisms in depression and mania. In: Bloom FE, Kupfer DJ, editors. *Psychopharmacology: the Fourth Generation of Progress*. New York: Raven Press; p. 921-31.
- Wong, E.H.; Sonders, M.S.; Amara, S.G.; Tinholt, P.M.; Piercey, M.F.; Hoffmann, W.P., Hyslop, D.K.; Franklin, S.; Porsolt, R.D.; Bonsignori, A.; Carfagna, N. & McArthur, R.A. (2000). Reboxetine: a pharmacologically potent, selective, and specific norepinephrine reuptake inhibitor. *Biol Psychiatry*;47:818-29.
- Yasuno, F.; Suhara, T.; Ichimiya, T.; Takano, A.; Ando, T. & Okubo, Y. (2004). Decreased 5-HT_{1A} receptor binding in amygdala of schizophrenia. *Biol Psychiatry*;55(5):439-44.
- Yildiz, F.; Erden, B.F.; Ulak, G.; Utkan, T. & Gacar, N. (2000). Antidepressant-like effect of 7-nitroindazole in the forced swimming test in rats. *Psychopharmacology (Berl)*;149:41-4.
- Yildiz, F.; Ulak, G.; Erden, B.F. & Gacar, N. (2000) Anxiolytic-like effects of 7-nitroindazole in the rat plus-maze test. *Pharmacol Biochem Behav*;65:199-202.
- Zhou, Q.; Hu, Y.; Hua, Y.; Mei, H.; Luo, C. & Han, X. (2007). Neuronal nitric oxide synthase contributes to chronic stress-induced depression by suppressing hippocampal neurogenesis. *J Neurochem*;103(5):1843-54.

- Zomkowski, A.D.E.; Hammes, L.; Lin, J.; Calixto, J.B.; Santos, A.R.S. & Rodrigues, A.L.S. (2002). Agmatine produces antidepressant-like effects in two models of depression in mice. *NeuroReport*;13:387-91.
- Zomkowski, A.D.E.; Rosa, A.O.; Lin, J.; Santos, A.R.S.; Calixto, J.B. & Rodrigues, A.L.S. (2004). Evidence for serotonin subtypes involvement in agmatine antidepressant-like effect in the mouse forced swimming test. *Brain Res*;1023:253-63.

IntechOpen

IntechOpen



Psychology - Selected Papers

Edited by Dr. Gina Rossi

ISBN 978-953-51-0587-9

Hard cover, 330 pages

Publisher InTech

Published online 02, May, 2012

Published in print edition May, 2012

This book represents a selection of chapters that address several topics from the broad domains of psychology: alcoholism, clinical interventions, treatment of depression, personality psychology, qualitative research methods in psychology, and social psychology. As such we have interesting blend of studies from experts from a diverse array of psychology fields. The selected chapters will take the reader on an exciting journey in the domains of psychology. We are sure the content will appeal to a great audience.

How to reference

In order to correctly reference this scholarly work, feel free to copy and paste the following:

Oguz Mutlu, Güner Ulak, Ipek Komsuoglu Celikyurt, Füzuzan Yıldız Akar and Faruk Erden (2012). New Approaches for the Therapy of Treatment Refractory Depression, Psychology - Selected Papers, Dr. Gina Rossi (Ed.), ISBN: 978-953-51-0587-9, InTech, Available from: <http://www.intechopen.com/books/psychology-selected-papers/treatment-refractory-depression>

INTECH
open science | open minds

InTech Europe

University Campus STeP Ri
Slavka Krautzeka 83/A
51000 Rijeka, Croatia
Phone: +385 (51) 770 447
Fax: +385 (51) 686 166
www.intechopen.com

InTech China

Unit 405, Office Block, Hotel Equatorial Shanghai
No.65, Yan An Road (West), Shanghai, 200040, China
中国上海市延安西路65号上海国际贵都大饭店办公楼405单元
Phone: +86-21-62489820
Fax: +86-21-62489821

© 2012 The Author(s). Licensee IntechOpen. This is an open access article distributed under the terms of the [Creative Commons Attribution 3.0 License](#), which permits unrestricted use, distribution, and reproduction in any medium, provided the original work is properly cited.

IntechOpen

IntechOpen