

# We are IntechOpen, the world's leading publisher of Open Access books Built by scientists, for scientists

4,400

Open access books available

117,000

International authors and editors

130M

Downloads

Our authors are among the

154

Countries delivered to

TOP 1%

most cited scientists

12.2%

Contributors from top 500 universities



WEB OF SCIENCE™

Selection of our books indexed in the Book Citation Index  
in Web of Science™ Core Collection (BKCI)

Interested in publishing with us?  
Contact [book.department@intechopen.com](mailto:book.department@intechopen.com)

Numbers displayed above are based on latest data collected.  
For more information visit [www.intechopen.com](http://www.intechopen.com)



# Sudden Impulses in the Magnetosphere and at Ground

U. Villante and M. Piersanti

*Dipartimento di Fisica, Università e Area  
di Ricerca in Astrogeofisica, L'Aquila  
Italy*

## 1. Introduction

Sudden Impulses (SI) are rapid variations of the magnetospheric and geomagnetic field which are usually related to the Earth's arrival of sudden increases in the dynamic pressure of the solar wind (SW), generally associated with interplanetary shock waves or discontinuities. Such impulses often precede geomagnetic storms: in this case they are referred as Storm Sudden Commencements (SSC). Incoming SW pressure pulses compress the magnetosphere, increase the magnetopause and tail currents, and possibly other magnetospheric/ionospheric current systems as well; correspondingly, the magnetospheric and ground fields generally increase to a new state over about a two to fifteen minute period. The field variation associated to SI mostly occurs along the north/south component ( $B_z$  in the magnetosphere,  $H$  in the geomagnetic field). Additional contributions also come from the effects of the tail current (mostly in the nightside sector) and from those of the ring current (during more active magnetospheric conditions). The further development of field aligned currents (FAC) and ionospheric currents typically makes the SI manifestation at ground much more complex than in the magnetosphere: on the other hand, since earliest investigations (Matsushita, 1962; Nishida and Jacobs, 1962), it is well known that different transient waveforms are detected at different ground stations. Given their global simultaneous occurrence and clear onset time, SI provide a good opportunity for understanding the transient response of the magnetosphere and ionosphere to the SW variations.

In the present paper we review some aspects of the SI manifestations, as they are observed in the magnetosphere (basically at geosynchronous orbit,  $\approx 6.6 R_e$ ,  $R_e$  being the Earth radius) and at ground. For previous reviews of the experimental and theoretical aspects of SI events the reader is referred to Matsushita (1962), Nishida and Jacobs (1962), Siscoe et al. (1968), Nishida (1978), Smith et al. (1986), Araki (1994), Tsunomura (1998).

## 2. The SI manifestation at geosynchronous orbit

### 2.1 The general aspects and the local time dependence

Figure 1 (after Villante and Piersanti, 2011) shows the aspects of the SI manifestation at different LT (LT being the local time) along the geosynchronous orbit and the relationship between the magnetospheric field change ( $\Delta B$ ,  $B$  being the total field) and the increase of the

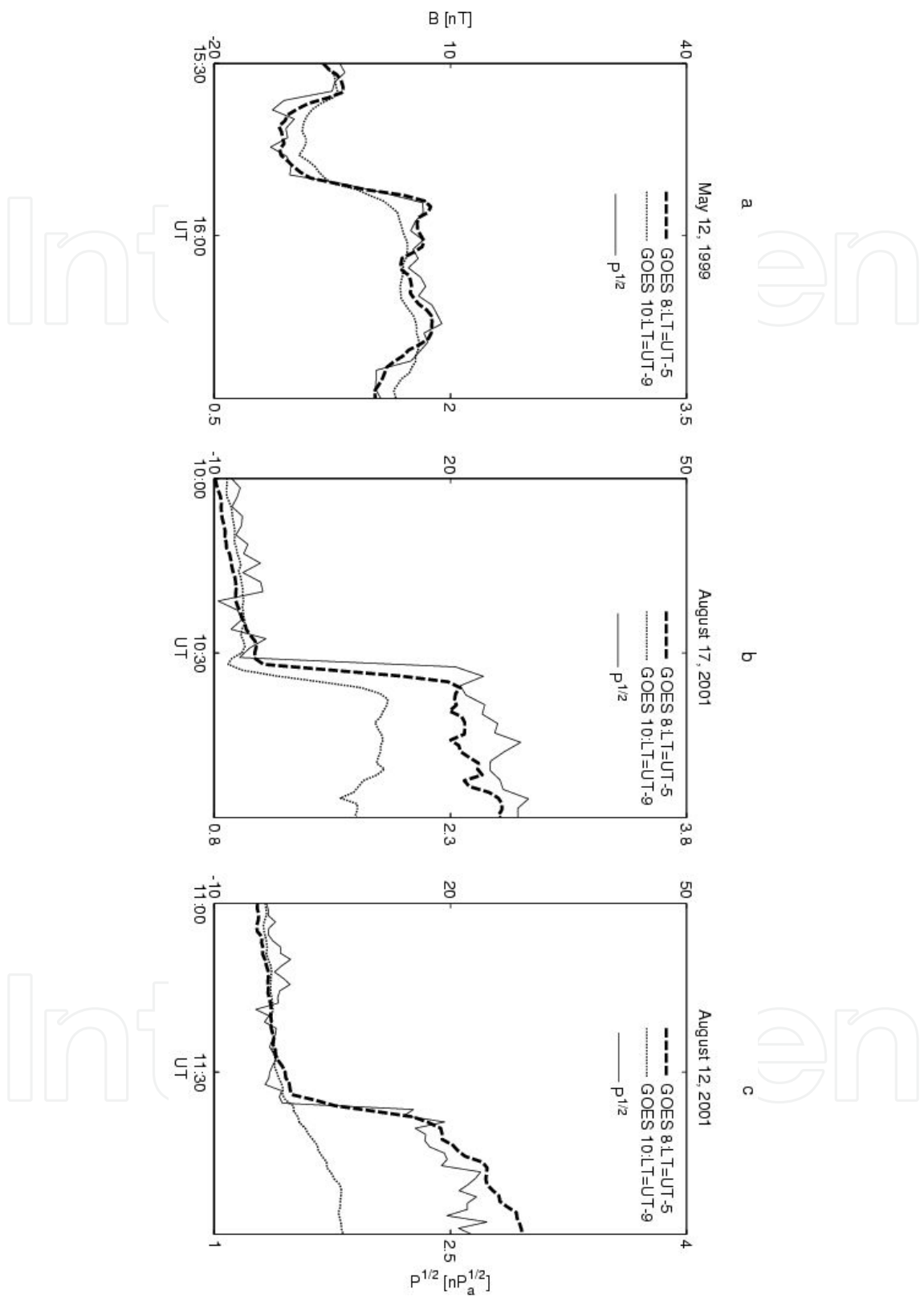


Fig. 1. (after Villante and Piersanti, 2011). Three examples of SI events at geosynchronous orbit. In each panel we show: the square root of the SW dynamic pressure (WIND spacecraft) and the magnetic field amplitude at GOES8 and GOES10. WIND data have been shifted to account for the SW propagation time

square root of the SW pressure  $\Delta P^{1/2}$ . As shown in panel *a*, the field jump is typically sharp in the entire dayside sector and basically reflects the behaviour of the change of the SW pressure, especially in the subsolar region. The ratio  $R=\Delta B/\Delta P^{1/2}$  (hereafter referred as “relative response”) at dawn is somewhat smaller (and smoother) than in the noon region ( $R\approx 21$  nT/nPa<sup>1/2</sup> and  $R\approx 25$  nT/nPa<sup>1/2</sup>, respectively for the case in panel *a*). Such response attains smaller values in the dark hemisphere ( $R\approx 12$  nT/nPa<sup>1/2</sup> at  $\approx 1:30$  LT,  $R\approx 17$  nT/nPa<sup>1/2</sup> at  $\approx 5:30$  LT, for the case in panel *b*). Lastly, panel *c* shows that, in some cases, a continuous, small amplitude increase of the magnetospheric field is detected in the night sector, even in presence of a sharp change at dawn.

Although comparisons among different investigations are made ambiguous by the different criteria adopted for the selection of events, for the definition of “magnetospheric response”, and for the large variety in its amplitude (and characteristics) in any time sector, an explicit LT modulation of such response has been extensively reported in the scientific literature. On the other hand, since the magnetopause current is mostly enhanced in the dayside sector during the magnetospheric compression, while the enhancement of the tail current produces a negative variation of the magnetospheric field, a strong day/night asymmetry might be expected in the SI manifestation at geosynchronous orbit. Consistently, Patel and Coleman (1970) reported that SI events in the nightside had smaller amplitude than in the dayside. Kokubun (1983) and Kuwashima and Fukunishi (1985) found that the magnetospheric change had highest values at local noon and very small values, or even negative, near midnight. More recently, Lee and Lyons (2004) concluded that SW pressure enhancements generally lead to a magnetospheric compression at all time sectors (with few exceptions in the nightside): it is strongest near noon and decreases toward dawn and dusk. Borodkova et al. (2005, 2006) found that, in general, the changes of the SW pressure (positive and negative) were associated with corresponding variations of the magnetospheric field; they also remarked that all the events without an explicit response were located either before 7:30 LT or after 16:30 LT. Wang et al. (2007) confirmed that the field variation peaked near local noon and decreased toward dawn and dusk. Figure 2a (after Villante and Piersanti, 2011) compares the amplitude of the geostationary response for events simultaneously detected at different LT: it clearly confirms a large data spread of the relative response in any time sector, together with an explicit LT modulation, with greater values at satellite located closer to the noon meridian; as can be seen, negligible and even negative magnetospheric responses are often detected in the dark sector.

## 2.2 The role of the SW parameters

As for other aspects of the magnetospheric dynamics, particular attention has been dedicated to the possible role of the North/South component of the interplanetary magnetic field ( $B_{z,IMF}$ ). As a matter of fact, Sanny et al. (2002) showed that the variability of the magnetospheric field strength near local noon was independent on the IMF orientation but strongly influenced by changes of the SW pressure. Consistently, Wang et al. (2007) concluded that the IMF orientation does not affect the geosynchronous response significantly (see also Figure 2a). Kuwashima and Fukunishi (1985) and, more recently, Lee and Lyons (2004) suggested that midnight events associated with southward IMF orientations were often characterized by a dipolarization-like change similar to that one occurring during substorms, while the dayside response was mostly compressional; for northward IMF, a compression of the entire magnetosphere was generally observed, with few

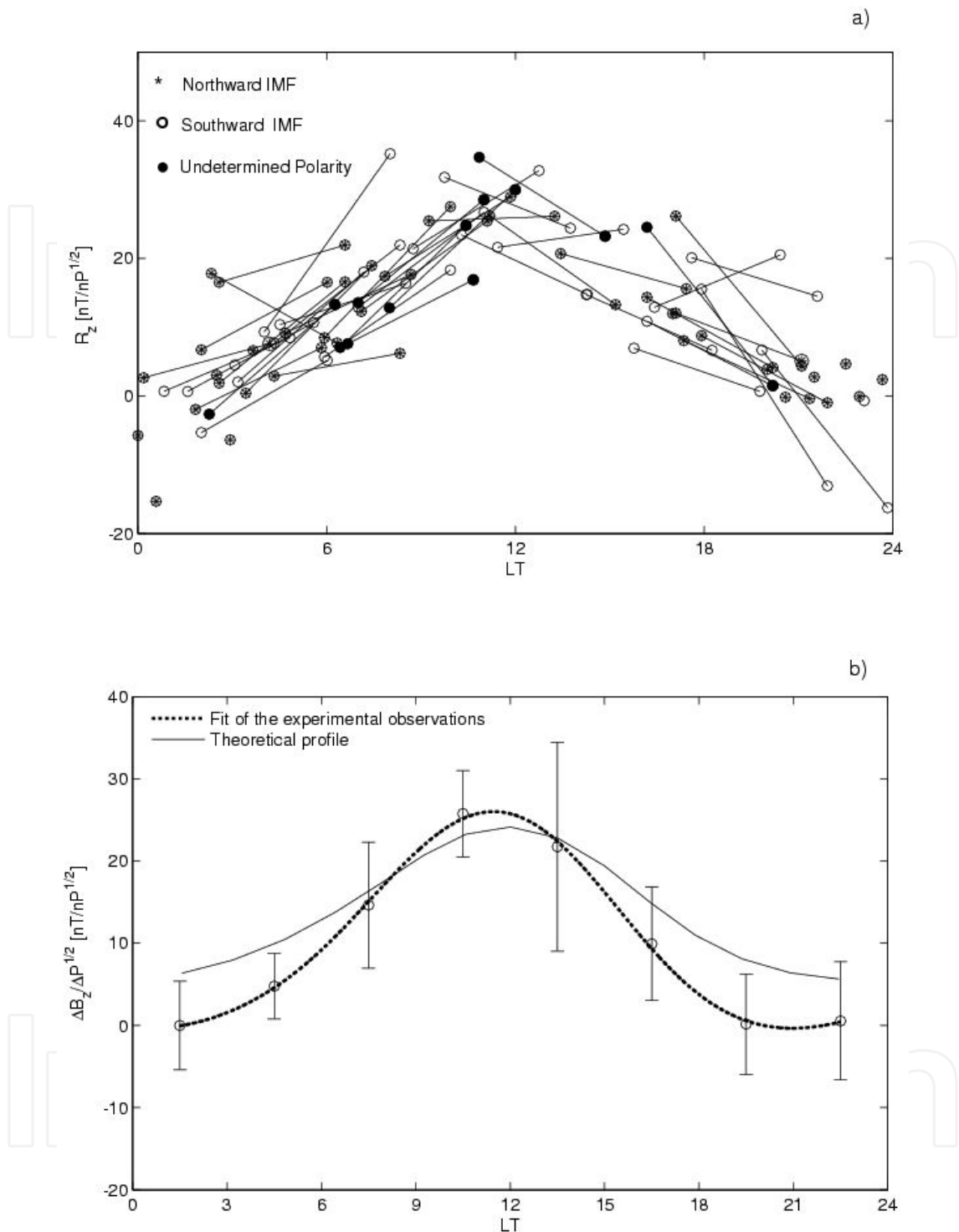


Fig. 2. a) (after Villante and Piersanti 2008) The relative response  $R_z = \Delta B_z/\Delta P^{1/2}$  vs. local time (observation of the same event from two spacecraft are connected by a line. Empty circles identify events associated with Southward IMF; stars identify events associated with Northward IMF; black circles identify events associated with undetermined IMF polarity; b) (after Villante and Piersanti 2008) A comparison between average values of  $\Delta B_z/\Delta P^{1/2}$  in each 3-h interval and the theoretical profile (solid line), determined considering the magnetic effects of the magnetopause current at geosynchronous orbit. The dotted line represents the fit of experimental measurements.

cases of depression near midnight. Lee and Lyons (2004) suggested that the magnetosphere is very sensitive to small SW pressure enhancements when the IMF is strongly southward for a long period of time. Focusing attention on the midnight sector, Wang et al. (2009) concluded that  $\approx 75\%$  of the negative responses were associated with southward IMF orientations. By contrast, Sun et al. (2011) revealed that the occurrence of positive or negative responses in the midnight sector had no obvious association with the sign of  $B_{z,IMF}$ , provided that no inversion of  $B_{z,IMF}$  exists across the front of the impinging discontinuity.

### 2.3 The comparison with theoretical models

Kokubun (1983) evaluated the role of the magnetopause and tail currents and concluded that the geosynchronous responses were  $\approx 30\%$  smaller than expected. Figure 2b (after Villante and Piersanti, 2008), compares the 3-hr averages of  $R_z$  with the theoretical profiles evaluated assuming that the magnetic field change is determined by the transition between two steady states of the magnetosphere under different SW pressure conditions (i.e. different magnetopause currents, Tsyganenko, 2002a, 2002b). As a matter of facts, the observed average values reveal in the central part of the day a close correspondence with the predicted responses, a feature confirmed by an analysis of individual events (Villante and Piersanti, 2008). It suggests that, in this region, the field jumps are basically determined by the changes of the magnetopause current alone. The occurrence of negligible and negative responses makes the average values smaller than predicted in the dark region. It is worth noting, however, that, even in this region, the positive  $\Delta B_z$  often show a substantial correspondence with the values predicted for the magnetopause current, especially for higher SW pressure jumps (Villante and Piersanti, 2011): it suggests that the dominant effects of the magnetopause current (i.e. the magnetospheric compression) might extend to a significant portion of the dark magnetosphere. On the other hand, the occurrence of negative variations in the nightside region (unpredictable in terms of the magnetopause current alone, solid line in Figure 2b) reveals, in several cases, a significant role of additional current systems. The interpretation of such events, however, requests a case by case analysis, paying attention to the SW and magnetospheric conditions in the period of interest (Villante and Piersanti, 2011). As a matter of facts, several approaches have been adopted to interpret the characteristics of the SI manifestation in the dark magnetosphere. Interesting results have been recently provided by Sun et al. (2011) who performed a MHD simulation of the nightside response to interplanetary shocks and concluded that when a shock sweeps over the magnetosphere, there exist mainly two regions: a positive response region caused by the compressive effect of the shock and a negative response region which is probably associated with the temporary enhancement of earthward convection in the nightside magnetosphere. In addition, according to their conclusions, a southward IMF would lead to a stronger and larger negative response region, and a higher shock speed would result in stronger negative and positive response region.

## 3. The SI manifestation at ground

### 3.1 The general aspects and the local time dependence

As previously underlined, the manifestation of ground SI is, in general, more complex than at geosynchronous orbit. This is because secondary effects like FAC and ionospheric currents contribute significantly in addition to the primary effect of the magnetopause current. On the other hand, it is now clear that FAC may modify the SI field even at middle and low latitudes (Kikuchi et al., 2001; Araki et al., 2006). As a matter of facts, shape and amplitude of the H

waveform are strongly dependent on latitude and LT. Basically (Araki, 1994), at auroral latitudes, the waveform consists of two successive pulses with opposite sense (PI and MI, with typical duration of  $\approx 1$ -2 min and  $\approx 5$ -10 min, respectively). In the morning a positive pulse precedes and a negative pulse follows. The sense of the pulses is reversed in the afternoon and their amplitude decreases with decreasing latitude (Figure 3). Typically, SI manifestations are more simple at low latitudes, i.e. far from major high latitude and equatorial current systems. Here, the H behaviour becomes more step-like, but a two pulse structure with reduced amplitude is still identified. Figure 4 (after Villante and Piersanti, 2011) compares the aspects of ground events at  $\lambda \approx 36^\circ$  ( $\lambda$  being the magnetic latitude) with the SW and geosynchronous observations. It confirms that, independently on LT, the low latitude response of the H component often consists of a simple monotonic increase with amplitude ( $\Delta H$ ) often comparable (although smaller) with the field jump observed at geosynchronous orbit. Interestingly, in any time sector, the H variations are accompanied by explicit negative variations of the D component ( $\Delta D$ , perpendicular to H in the horizontal plane). In some cases, moreover, even at low latitudes, the main field jump is preceded by transient phenomena which do not appear in the magnetosphere: for example, the event in panel *c* is characterized by the occurrence of a preliminary positive impulse (PPI).

As for geosynchronous orbit, specific attention has been addressed to the LT dependence of the ground response. In a pioneering investigation, Ferraro and Unthank (1951) showed that, at low and middle latitudes,  $\Delta H$  was larger near midnight than in daytime. More recently, Tsunomura (1998), who analysed events from low to middle latitudes ( $\lambda \approx 21^\circ$ - $43^\circ$ ), determined a smaller  $\Delta H$  during local morning with respect to the rest of the day. Araki et al. (2006, 2009) examined the LT dependence of the average  $\Delta H$  at  $\lambda \approx 35.4^\circ$ , separately for summer and winter. They determined, in both seasons, a maximum near midnight, a minimum at 7-8 LT, and a secondary maximum on the dayside; in addition, the amplitude of the LT modulation was much larger in the summer (approximately by a factor  $\approx 3$ ). Russell et al. (1992, 1994a, b) reported that at low and middle latitudes  $\Delta H$  is maximum around noon during northward IMF conditions; in addition,  $\Delta H$  was found to decrease in the daytime sector and to enhance significantly in the night time sector in the case of southward IMF. At  $\lambda \approx 36^\circ$ , Francia et al. (2001) revealed a LT dependence of the relative response,  $R_H = \Delta H / \Delta P^{1/2}$ , characterized by a depressed value in the morning ( $\approx 10$  nT/(nPa) $^{1/2}$ ), a greater amplitude in the evening and night sector ( $\approx 14$ - $17$  nT/(nPa) $^{1/2}$ ), and a maximum after the local noon ( $\approx 20$  nT/(nPa) $^{1/2}$ ). Similarly, at subauroral latitudes ( $\lambda \approx 54^\circ$ - $58^\circ$ ), the geomagnetic response showed strongly depressed values in the morning and enhanced values in the afternoon ( $\approx 30$  nT/(nPa) $^{1/2}$ ; Russell and Ginskey, 1995). Recently, Shinbori et al. (2009) conducted a statistical analysis of the relative amplitude from middle ( $\lambda \approx 45^\circ$ ) to equatorial latitudes ( $\lambda \approx 15^\circ$ ) suggesting, between  $\lambda \approx 45^\circ$  and  $\lambda \approx 36^\circ$ , a strong dawn-dusk asymmetry, with minimum and maximum values in the morning (8-9 LT) and afternoon (15-17 LT), respectively, and some evidence for a new enhancement in the night time sector (20-03 LT). They also showed that the amplitude of the relative response does not vary under specific IMF conditions (northward/southward), suggesting negligible effects from the ring and tail current. As a matter of fact, the emerging overview reveals a LT dependence of the ground response (with amplitude dependent on latitude and season) significantly different than in the magnetosphere, revealing explicit contributions from FAC and ionospheric currents: basically, from low to high latitudes, it is characterized by smaller (even negative, at higher latitudes) values in the morning and greater values in the post-noon and midnight sector, while, at equatorial latitudes, it shows a strong enhancement around 11 LT.

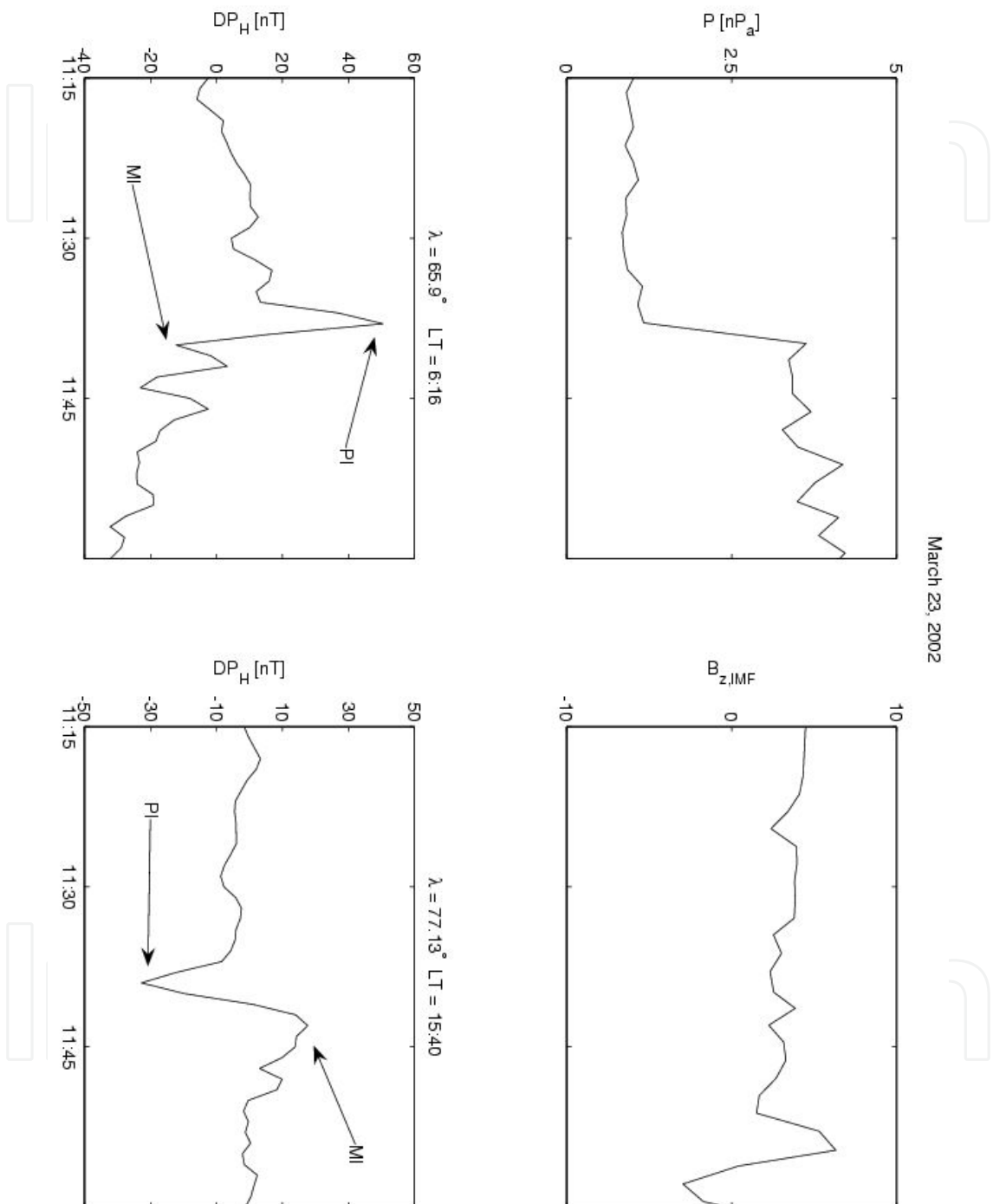


Fig. 3. Two examples of SI events at auroral latitudes in the local morning (right panel) and in local afternoon (left panel).



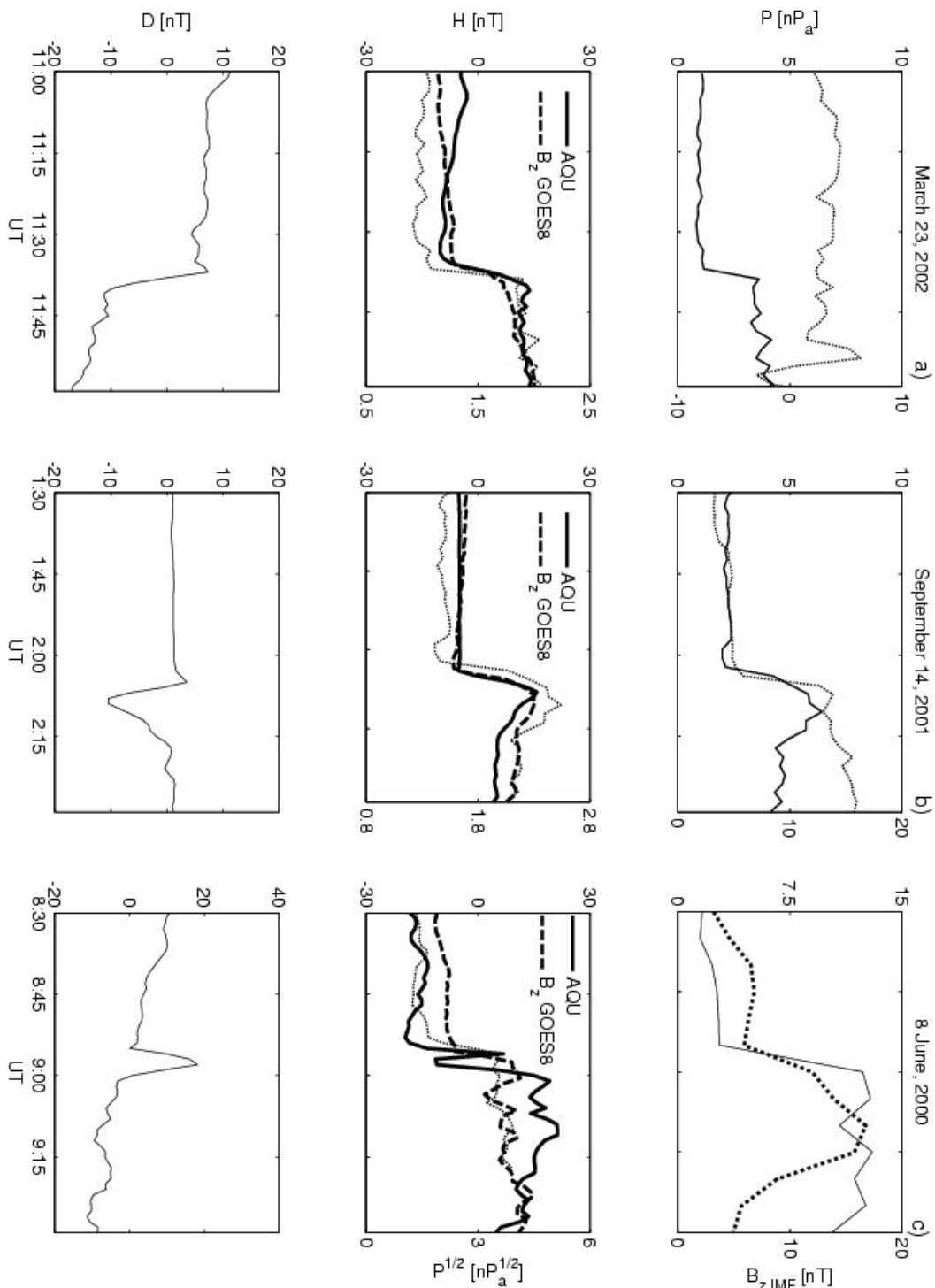


Fig. 4. (after Villante and Piersanti 2008) Three examples of SI events at low latitudes. Top panel: the SW dynamic pressure (solid line); the North/South component of the interplanetary magnetic field (dotted line). Central panel: the geomagnetic field component  $H$  at AQU; the magnetic field component  $B_z$  at geosynchronous orbit; the square root of the SW pressure. Bottom panel: the geomagnetic field component  $D$  at AQU. WIND data have been shifted to account for the SW propagation time.

### 3.2 The comparison with theoretical models

The current understanding relates such complex scenario to the combined effects of the magnetospheric and ionospheric current systems. Namely, the total disturbance field ( $D_{SI}$ ) of the H component is decomposed in different subfields (Araki, 1977, 1994; Araki et al., 1997, 2009):

$$D_{SI} = DL_{MI} + DP_{PI} + DP_{MI}$$

According to models, the direct effect of the increased magnetopause current propagates to low and middle latitudes as a compressive wave and produces a step like increase of the H component ( $DL_{MI}$  field, where L stands for low latitudes); its amplitude is largest at the equator and decreases with increasing latitude. A dusk-to-dawn electric field along the compressional wave front induces a twin ionospheric vortex system that produces a preliminary impulse of polar origin ( $DP_{PI}$ ). The  $DP_{PI}$  field manifests as a preliminary reverse impulse (PRI) simultaneously observed at auroral latitudes in the afternoon and near the dip equator on the dayside, as well as a preliminary positive impulse (PPI) observed at auroral latitudes in the morning. On the other hand, if the increased pressure behind the SW discontinuity is kept up, the magnetospheric convection has to adjust itself to the compressed state of the magnetosphere: as a final result, it produces a twin polar vortex system ( $DP_{MI}$ ) which is opposite to the  $DP_{PI}$  field and corresponds to the MI. Such  $DP_{MI}$  field is basically driven by an electric field originated in the polar region and transmitted from the outer magnetosphere through FAC which flow into the ionosphere in the morning side and away in the afternoon side. In this scheme, the preliminary impulse is exclusively due to current systems of polar origin,  $DP_{PI}$ , whereas the main impulse is due to the combined effect of  $DL_{MI}$  and  $DP_{MI}$ . On the other hand, Kikuchi et al. (2001) found that preliminary positive pulses tend to appear in the afternoon middle latitudes, and proposed that the generation mechanism is the magnetic effect of the FAC which are accompanied with the dusk-to-dawn electric fields.

The comparison between measurements at ground with those obtained by low altitude satellites above the ionosphere provided important insights on the ionospheric currents. For example, Araki et al. (1984), comparing ground and MAGSAT observations, showed that both H and D components showed variations with opposite sense at satellite and ground, revealing the existence of ionospheric currents associated with SI (at least near dawn and dusk, due to the orbital configuration). Han et al. (2007) examined Oersted and ground data and observed, in the night sector, very similar waveforms above and below the ionosphere; they then concluded that the ionospheric currents do not contribute significantly to nightside SI which, according to their conclusions, were dominantly caused by the enhanced magnetopause currents. By contrast, the waveforms observed by Oersted on the dayside were apparently different from those observed on the ground, reflecting the role of ionospheric currents. Corresponding to the PRI and the MI observed in the H component at the dayside dip equator, Oersted always observed an increase and a clear decrease in the magnetic field, respectively. These observational results suggest that the PRI at the dayside dip equator corresponds to a westward ionospheric current, and an eastward current is excited after the PRI. More recently, a comprehensive analysis of events simultaneously observed at ground and by CHAMP (Luhr et al., 2009) confirmed that night time events at ground are not (or minimally) affected by ionospheric currents. More in general, this analysis also showed that at latitudes smaller than  $\lambda \approx 40^\circ$  the amplitude of the field variation

was practically the same at ground and satellite; a progressive latitudinal increase of the SI amplitude was determined at higher latitudes both on the ground and at satellite, suggesting the effects of FAC rather than those of currents flowing in the ionosphere.

Figure 5a (after Villante and Piersanti, 2011) shows the 3-hr average values of the ground relative responses  $\langle R_H \rangle$  at  $\lambda \approx 36^\circ$ : as can be seen, the LT modulation is much less pronounced than at geostationary orbit. The average responses in Figure 5a are compared with the theoretical profiles expected for the magnetopause current alone ( $R_{CF}$ ) and for the global magnetospheric current system (from the magnetopause, tail and ring current,  $B_T$ ), as evaluated at the winter and summer solstice. Such comparison shows that the observed  $\langle R_H \rangle$  fall, in general, within the limits of the expected profiles from approximately premidnight up to noon (an aspect confirmed by an analysis of single events), suggesting a poor contribution from FAC and ionospheric currents on this component. In the post-noon region, the observed responses overcome the theoretical profiles on average by  $\approx 50\%$  (and occasionally by a factor  $\approx 2-3$  in individual cases, Villante and Piersanti, 2011), revealing explicit effects from the additional ionospheric currents in this time sector. Consistently, Shinbori et al. (2009) interpreted such LT (and latitudinal) dependence as the manifestation of superimposed ionospheric currents: in particular, at low and middle latitudes, the observed pattern would be related to currents (producing negative and positive variations of the H component in the dawn and dusk sector, respectively) generated by the enhanced dawn-to-dusk electric field (accompanying FAC) due to the compression of the magnetosphere. Note, in addition, that, the negative responses of the D component ( $\langle R_D \rangle$ , figure 5b) are far from the theoretical profiles, suggesting an explicit influence (through the entire day) on this component of the additional current systems.

#### 4. The ULF waves occurrence

SI manifestations are occasionally accompanied by trains of almost monochromatic ULF waves ( $f \approx 1-10$  mHz, usually referred as "Pc5 pulsations", Villante, 2007) which manifest soon after the main variation and persist for few cycles. According to Zhang et al. (2009), at geosynchronous orbit, the magnitude of ULF waves associated to variations of the SW pressure is larger around noon than at dawn and dusk. Amata et al. (1986) showed that magnetospheric oscillations excited by a SW shock have a complicated structure: a magnetosonic wave propagating from the dayside to the nightside sector suddenly appears and resonant shear Alfvén waves are generated during the propagation of this magnetosonic wave. As regard to ground observations, Ziesolleck and Chamalaun (1993) found wave amplitudes increasing with latitude, while their frequency was not dependent on either latitude or longitude.

A spectacular example of SI-related waves is shown in Figure 6 (after Piersanti et al., 2012) in which, at GOES 8 position ( $\approx 04:15$  LT), the SI manifestation itself practically consists in the onset of a large amplitude wave mode at  $f = 3.3$  mHz; by contrast, GOES 10 ( $\approx 00:15$  LT) did not observe any similar wave activity in the midnight sector. Waves at the same frequency were detected at all ground stations (Figure 7 and Figure 8; after Piersanti et al., 2012), suggesting an interpretation in terms of a global oscillation mode of the whole magnetospheric cavity. Moreover, the characteristics of the wave amplitude and the behaviour of the polarization pattern suggest that, due to the variable length of the field line through the day, the magnetospheric wave leaked energy to field line resonance at  $\lambda \approx 66^\circ$  in the morning sector and at  $\lambda \approx 71^\circ$  in the noon sector.

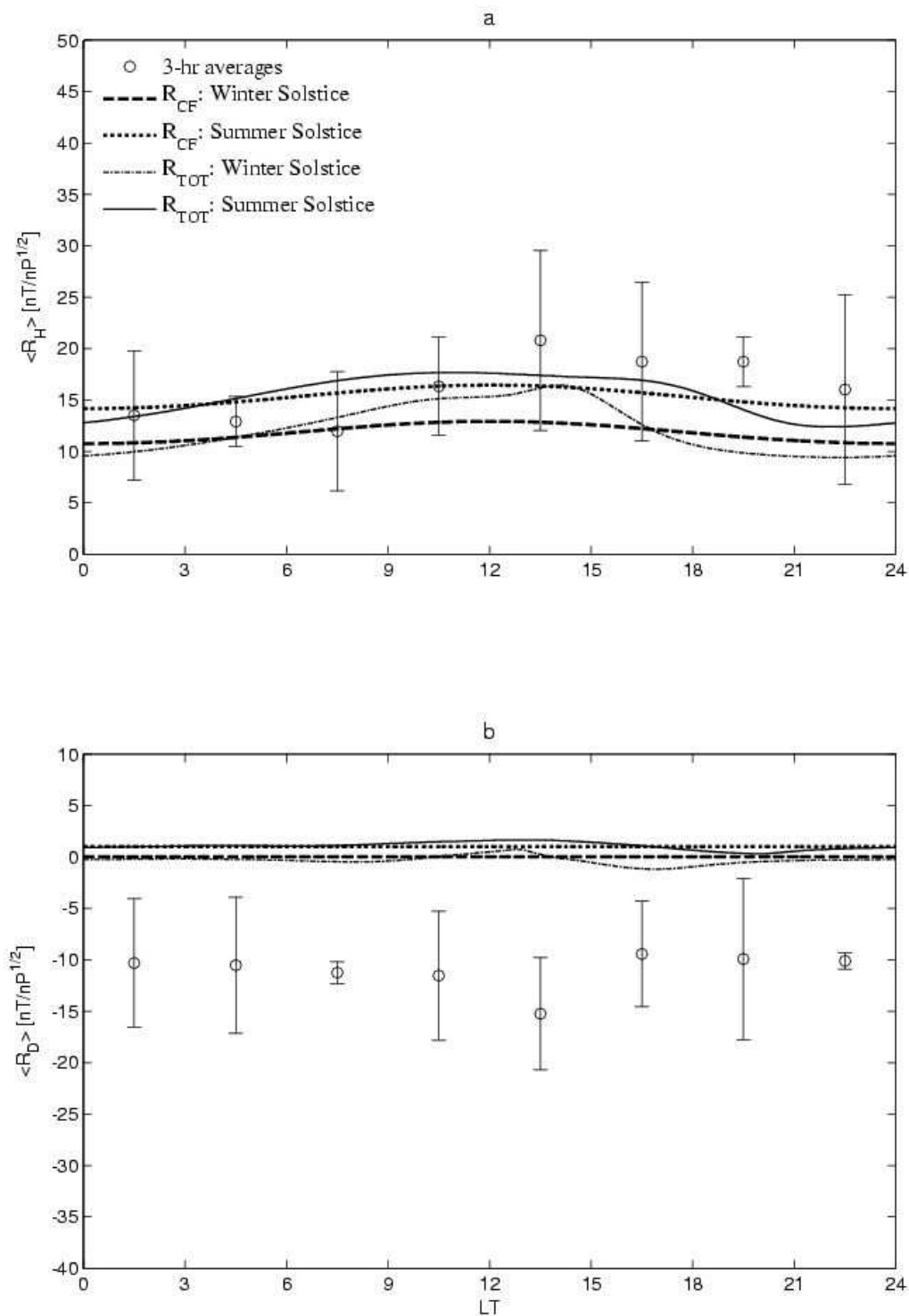


Fig. 5. (after Villante and Piersanti 2008) A comparison between averages values  $\langle R_H \rangle$  in 3-hr intervals and the theoretical profiles determined considering the ground effects of the magnetopause current ( $B_{CF}$ -field) and those of the total current system ( $B_{TOT}$ -field). Both profiles have been evaluated at winter and summer solstice. b) The same for  $\langle R_D \rangle$ .

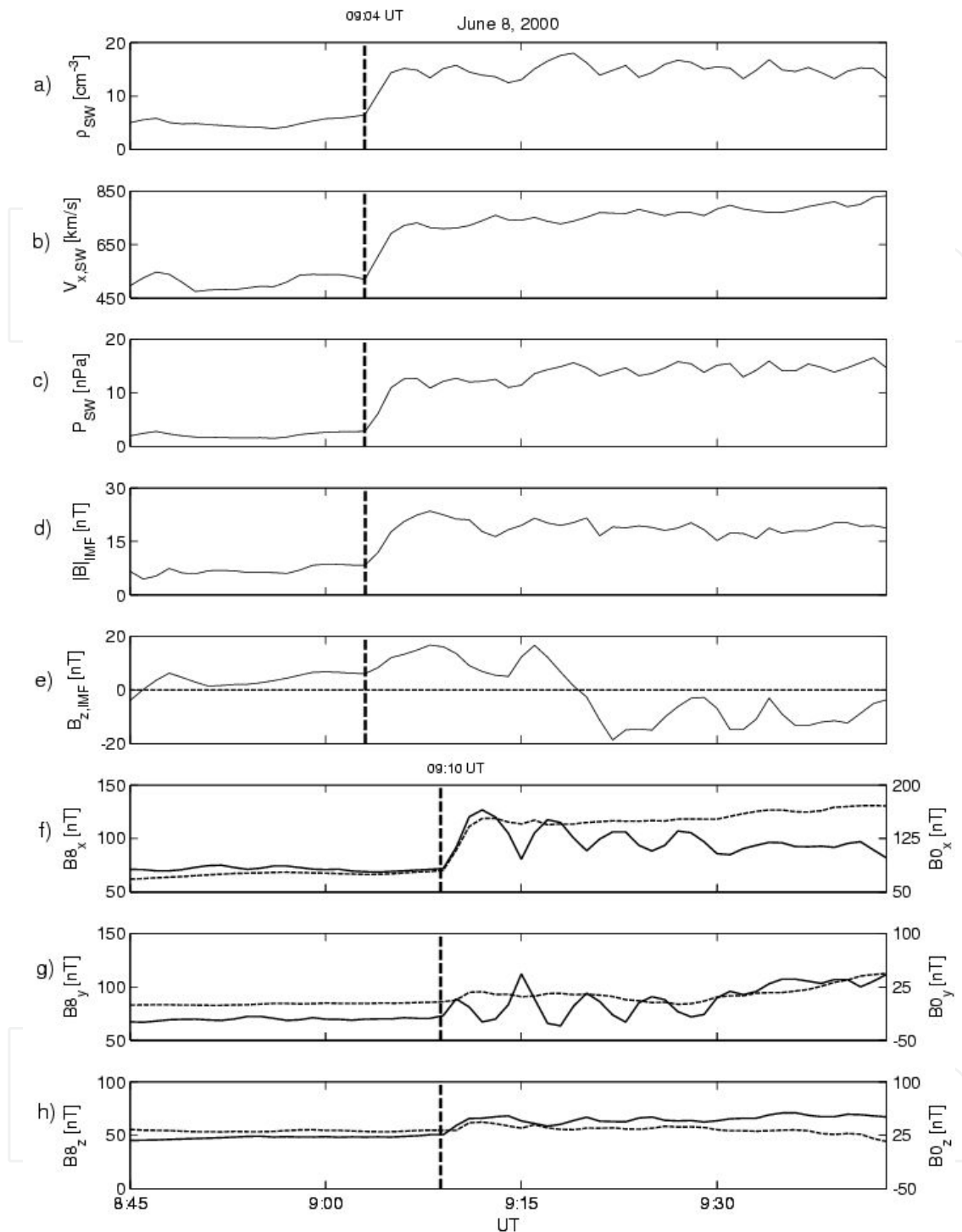


Fig. 6. (after Piersanti et al., 2011) The solar wind (WIND) and the magnetospheric observations (GOES) for the SI event occurred on June 8, 2000: a) the SW density; b) the SW velocity; c) the SW dynamic pressure; d) the IMF  $|B|$ ; e) the IMF  $B_z$  component; f) The  $B_x$  component of the magnetospheric field measured by GOES8 (solid line) and GOES10 (dashed line); g) the  $B_y$  component of the magnetospheric field measured by GOES8 (solid line) and GOES10 (dashed line); The  $B_z$  component of the magnetospheric field measured by GOES8 (solid line) and GOES10 (dashed line). The vertical dashed lines identify the SW pressure jump and the SI occurrence.

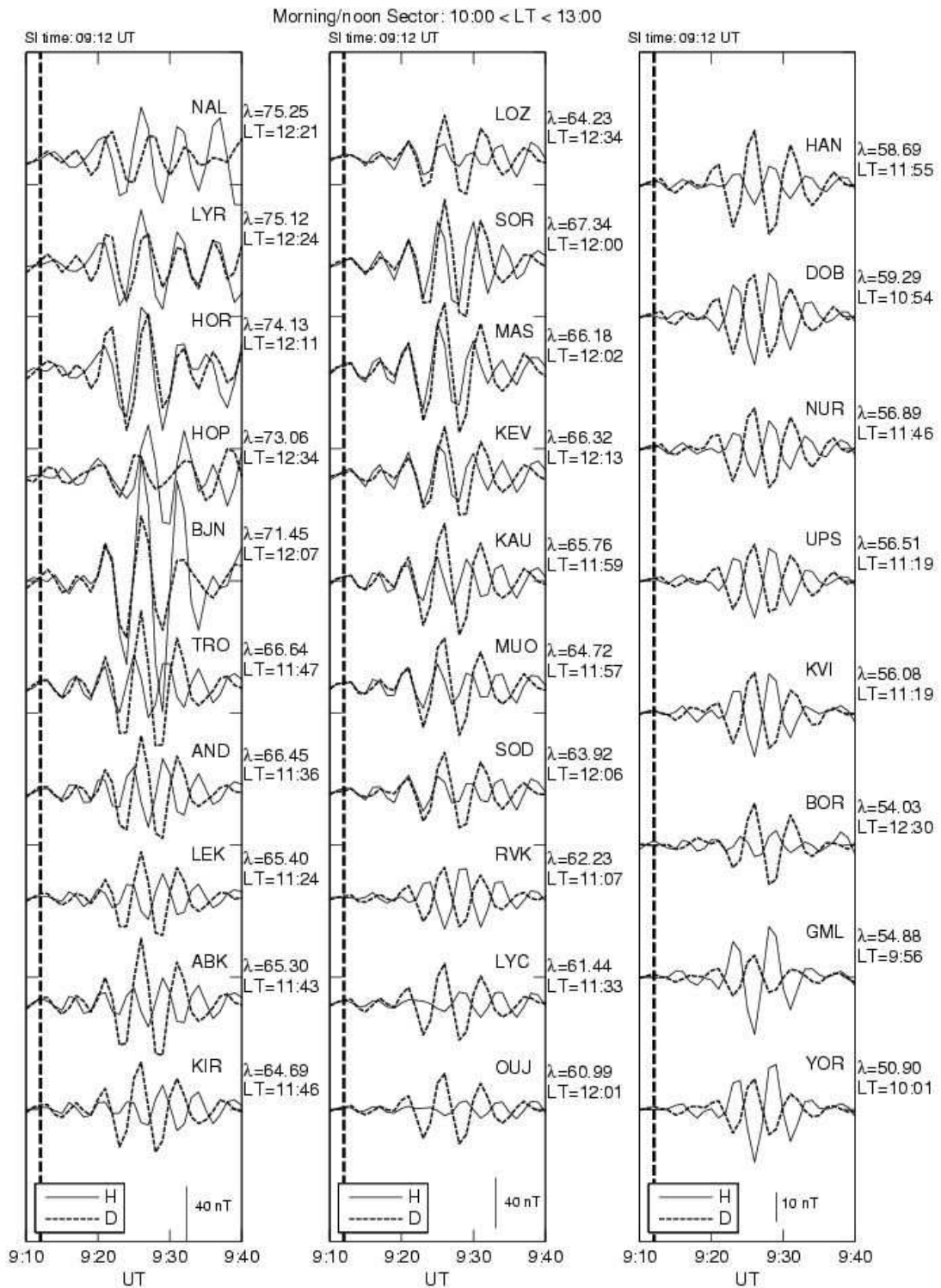


Fig. 7. (after Piersanti et al., 2011) The H (solid) and D (dotted) components of the geomagnetic field at ground stations location in the morning/noon sector (10:00 < LT < 13:00) on June 8, 2000 (0910±0940 UT). The data are filtered at  $f = 3.3$  mHz.

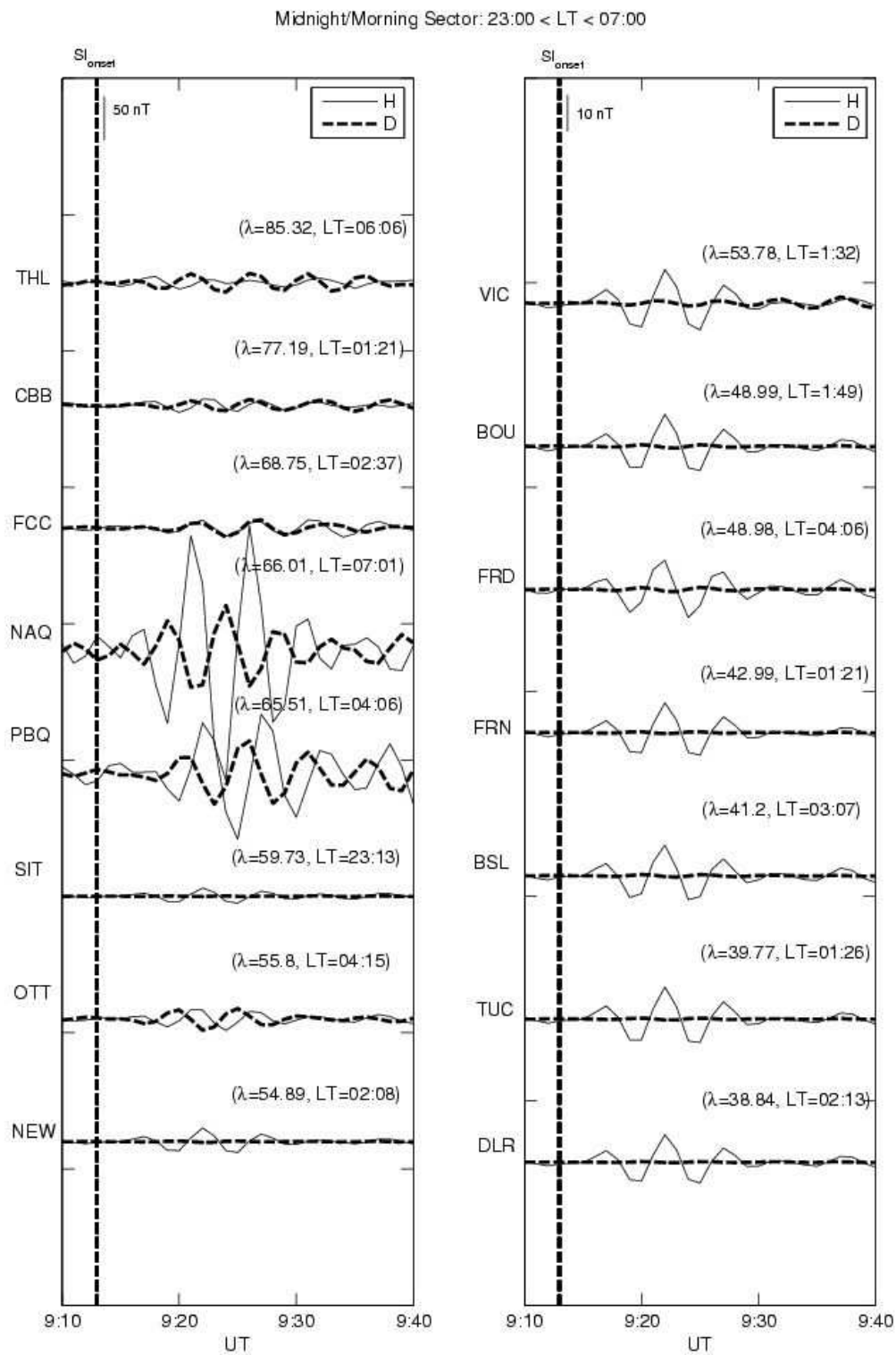


Fig. 8. (after Piersanti et al., 2011) The H (solid) and D (dotted) components of the geomagnetic field at ground stations location in the midnight/morning sector ( $23:00 < LT < 07:00$ ) on June 8, 2000 (0910–0940 UT). The data are filtered at  $f = 3.3$  mHz.

## 5. Summary

The impinging on the Earth's magnetosphere of sudden increase of the SW pressure, related to the arrival of shock waves or other discontinuities, typically causes rapid increases of the magnetospheric and geomagnetic field, called sudden impulses (SI). Such pressure pulses, indeed, compress the magnetosphere, increase the magnetopause and tail currents, and possibly other magnetospheric/ionospheric current systems as well.

On the other hand, since the magnetopause current is mostly enhanced in the dayside sector, while the enhancement of the tail current produces a negative variation of the magnetospheric field, a strong day/night asymmetry might be expected in the SI manifestation: consistently, the experimental observations at geosynchronous orbit reveal an explicit LT modulation, with greater responses at satellite located closer to the noon meridian. The comparison between experimental observations and theoretical models reveals that the positive jumps are basically determined by the changes of the magnetopause current alone, in the dayside and in a large portion of the dark magnetosphere. On the other hand, the occurrence of negligible and negative responses in the nightside reveals a significant role of the tail (and ring) current.

At ground, the SI manifestation is more complex than at geosynchronous orbit since secondary effects like FAC and ionospheric currents contribute significantly in addition to the primary effects of the magnetospheric currents. The ground responses show a clear latitudinal dependence and a LT modulation (with smaller values in the morning and higher values in the postnoon region), a behaviour which can be interpreted as the manifestation of the superimposed ionospheric currents.

SI manifestations are occasionally accompanied by trains of almost monochromatic ULF waves which manifest soon after the main variation and persist for few cycles. In some cases they can be interpreted in terms of global oscillation modes of the whole magnetospheric cavity.

## 6. Acknowledgements

This research activity is supported by Consorzio Area di Ricerca in Astrogeofisica and Università, L'Aquila.

## 7. References

- Amata, E., V. A. Pilipenko, O. A. Pokhotelov, V. A. Troitskaya, and R. V. Shchepetnov, 1986, PSC-5 Pulsations in Geostationary Orbit, *Geomagn. Aeron.*, 26, (2), 283.
- Araki, T., 1977, Global structure of geomagnetic sudden commencements, *Planet. Space Sci.*, 25, 372,.
- Araki, T., 1994, A physical model of the geomagnetic sudden commencement, in Solar Wind Sources of Magnetospheric Ultra-Low-Frequency Waves, *Geophys. Mono. Series*, 81, 183.
- Araki, T., K. Keika, T.




- Araki, T., S. Tsunomura and T. Kikuchi, 2009, Local time variation of the amplitude of geomagnetic sudden commencements (SC) and SC-associated polar cap potential, *Earth Planets Space*, 61, e13.
- Araki, T., T. Iyemori, and T. Kamei, 1984, Sudden commencements observed by MAGSAT above the ionosphere, *J. Geomag. Geoelectr.*, 36, 507.
- Borodkova, N. L., G. N. Zastenker, M. Riazantseva, and J. D. Richardson, 2005, Large and sharp solar wind dynamic pressure variations as a source of geomagnetic field disturbances in the outer magnetosphere (at the geosynchronous orbit), *Planetary and Space Science*, 53, N.1-3, 25.
- Borodkova, N. L., J. B. Liu, Z. H. Huang, G. N. Zastenker, C. Wang, and P. E. Eiges, 2006, Effect of change in large and fast solar wind dynamic pressure on geosynchronous magnetic field, *Chinese Physics*, 15, 2458.
- Ferraro, V. C. and H.W. Unthank, 1951, Sudden commencements and sudden impulses in geomagnetism: their diurnal variation in amplitude, *Geophys. Pure Appl.*, 20, 2730.
- Francia, P., S. Lepidi, U. Villante, P. Di Giuseppe, 2001, Geomagnetic sudden impulses at low latitude during northward interplanetary magnetic field conditions, *J. Geophys. Res.*, 106, 21231.
- Han, D.-S., T. Araki, H.-G. Yang, Z.-T. Chen, T. Iyemori, and P. Stauning, 2007, Comparative study of Geomagnetic Sudden Commencement (SC) between Oersted and ground observations at different local times, *J. Geophys. Res.*, 112, A05226, doi:10.1029/2006JA011953.
- Kamei, H. Yang, and S. Alex, 2006, Nighttime enhancement of the amplitude of geomagnetic sudden commencement and its dependence on IMF-Bz, *Earth Planets Space*, 58, 45.
- Kikuchi, T., S. Tsunomura, K. Hashimoto, and K. Nozaki, 2001, Field aligned current effects on mid-latitude geomagnetic sudden commencements, *J. Geophys. Res.*, 106, 15555.
- Kokubun, S., 1983, Characteristics of storm sudden commencement at geostationary orbit, *J. Geophys. Res.*, 88, 10025.
- Kuwashima, M. and H. Fukunishi, 1985, SSC-associated magnetic variations at the geosynchronous altitude, *J. Atmo. Terr. Phys.*, 47, 451.
- Lee, D.-Y., and L. R. Lyons, 2004, Geosynchronous magnetic field response to solar wind dynamic pressure pulse, *J. Geophys. Res.*, 109, A04201.
- Lühr, H.; Schlegel, K.; Araki, T.; Rother, M.; Förster, M., 2009, Night-time sudden commencements observed by CHAMP and ground-based magnetometers and their relationship to solar wind parameters, *Ann. Geophys.*, 27, 5, 1897.
- Matsushita, S., 1962, On geomagnetic sudden commencements, sudden impulses, and storm duration, *J. Geophys. Res.*, 67, 3753.
- Nishida, A., 1978, Geomagnetic diagnosis of the magnetosphere, *Phys. Chem. Spa.*, vol. 9, Springer-Verlag, New York.
- Nishida, A., and J. A. Jacobs, 1962, World-wide changes in the geomagnetic field, *J. Geophys. Res.*, 67, 525.
- Patel, V. L., P. J. Jr. Coleman, 1970, Sudden impulses in the magnetosphere observed at synchronous orbit, *J. Geophys. Res.*, 75, 7255.
- Piersanti, M., U. Villante, C. Waters, I. Coco, 2012, The June 8, 2000 ULF wave activity: a case study, 2012, in press on *J. Geophys. Res.*.

- Russell, C. T., Ginskey, M., Petrinec, S. M., Le, G., 1992, The effect of solar wind dynamic pressure changes on low and mid-latitude magnetic records, *Geophys. Res. Lett.*, 19, 1227.
- Russell, C. T., M. Ginskey, 1995, Sudden impulses at subauroral latitudes: response for Northward interplanetary magnetic field, *J. Geophys. Res.*, 100, 23695.
- Russell, C. T., M. Ginskey, S. Petrinec, 1994a, Sudden impulses at low-latitude stations: steady state response for Northward interplanetary magnetic fields, *J. Geophys. Res.*, 99, 253.
- Russell, C. T., M. Ginskey, S. Petrinec, 1994b, Sudden impulses at low-latitude stations: steady state response for Southward interplanetary magnetic fields, *J. Geophys. Res.*, 99, 13403.
- Sanny, J., J. A. Tapia, D. G. Sibeck, and M. B. Moldwin, 2002, Quiet time variability of the geosynchronous magnetic field and its response to the solar wind, *J. Geophys. Res.*, 107(A12), 1443, doi:10.1029/2002JA009448.
- Shinbori, A., Y. Tsuji, T. Kikuchi, T. Araki, and S. Watari, 2009a, Magnetic latitude and local time dependence of the amplitude of geomagnetic sudden commencements, *J. Geophys. Res.*, 114, A04217.
- Shinbori, A., Y. Tsuji, T. Kikuchi, T. Araki, and S. Watari, 2009b, Magnetic latitude and local time dependence of the amplitude of geomagnetic sudden commencements, *11th IAGA Scientific Assembly, Sopron*.
- Siscoe, G. L., V. Formisano, and A. J. Lazarus, 1968, Relation between geomagnetic sudden impulses and solar wind pressure changes: An experimental investigation, *J. Geophys. Res.*, 73, 4869.
- Smith, E. J., J. A. Slavin, R. D. Zwickl and S. J. Bame, 1986, Solar Wind-Magnetosphere Coupling and the Distant Magnetotail, *Solar Wind-Magnetosphere Coupling*, 717, eds. Y. Kamide and J. A. Slavin, Terra-Reidel, Tokyo.
- Sun, T. R., C. Wang, H. Li, and X. C. Guo, 2011, Nightside geosynchronous magnetic field response to interplanetary shocks: Model results, *J. Geophys. Res.*, 116, A04216, doi:10.1029/2010JA016074.
- Tsunomura, S., 1998, Characteristics of geomagnetic sudden commencement observed in middle and low latitudes, *Earth Plan. Spa Phys.*, 50, 755.
- Tsyganenko, N. A., 2002a, A model of the near magnetosphere with a dawn-dusk asymmetry. 1. Mathematical structure, *J. Geophys. Res.*, 107, SMP 10-1.
- Tsyganenko, N. A., 2002b, A model of the near magnetosphere with a dawn-dusk asymmetry. 2. Parameterization and fitting to observations, *J. Geophys. Res.*, 107, SMP 12-1.
- Villante, U. and M. Piersanti, 2008, An analysis of sudden impulses at geosynchronous orbit, *J. Geophys. Res.*, 113, A08213.
- Villante, U. and M. Piersanti, 2011, Sudden Impulses at geosynchronous orbit and at ground, *J. Atm. Sol-Terr. Phys.*, 73, 1, 61.
- Villante, U., 2007, Ultra Low Frequency Waves in the Magnetosphere, , in: Y. Kamide/A. Chian, *Handbook of the Solar-Terrestrial Environment*. pp. 397, doi: 10.1007/11367758\_16, Springer-Verlag Berlin Heidelberg.
- Wang, C., et al., 2007, Response of the magnetic field in the geosynchronous orbit to solar dynamic pressure pulses, *J. Geophys. Res.*, 112, A12210.

- Wang, C., J. B. Liu, H. Li, Z. H. Huang, J. D. Richardson, and J. R. Kan, 2009, Geospace magnetic field responses to interplanetary shocks, *J. Geophys. Res.*, 114, A05211, doi:10.1029/2008JA013794.
- Zhang X. Y., Q. G. Zong, Y. F. Wang, H. Zhang, L. Xie, S. Y. Fu, C. J. Yuan, C. Yue, B. Yang and Z. Y. Pu, 2010, ULF waves excited by negative/positive solar wind dynamic pressure impulses at geosynchronous orbit, *J. Geophys. Res.*, doi:10.1029/2009JA015016.
- Ziesolleck, C. W. S., and F. H. Chamalaun, 1993, A Two-Dimensional Array Study of Low-Latitude PC 5 Geomagnetic Pulsations, *J. Geophys. Res.*, 98(A8), 13,703, doi:10.1029/93JA00637.

IntechOpen



## **Exploring the Solar Wind**

Edited by Dr. Marian Lazar

ISBN 978-953-51-0339-4

Hard cover, 462 pages

**Publisher** InTech

**Published online** 21, March, 2012

**Published in print edition** March, 2012

This book consists of a selection of original papers of the leading scientists in the fields of Space and Planetary Physics, Solar and Space Plasma Physics with important contributions to the theory, modeling and experimental techniques of the solar wind exploration. Its purpose is to provide the means for interested readers to become familiar with the current knowledge of the solar wind formation and elemental composition, the interplanetary dynamical evolution and acceleration of the charged plasma particles, and the guiding magnetic field that connects to the magnetospheric field lines and adjusts the effects of the solar wind on Earth. I am convinced that most of the research scientists actively working in these fields will find in this book many new and interesting ideas.

### **How to reference**

In order to correctly reference this scholarly work, feel free to copy and paste the following:

U. Villante and M. Piersanti (2012). Sudden Impulses in the Magnetosphere and at Ground, Exploring the Solar Wind, Dr. Marian Lazar (Ed.), ISBN: 978-953-51-0339-4, InTech, Available from:

<http://www.intechopen.com/books/exploring-the-solar-wind/sudden-impulses-in-the-magnetosphere-and-at-ground>

**INTECH**  
open science | open minds

### **InTech Europe**

University Campus STeP Ri  
Slavka Krautzeka 83/A  
51000 Rijeka, Croatia  
Phone: +385 (51) 770 447  
Fax: +385 (51) 686 166  
[www.intechopen.com](http://www.intechopen.com)

### **InTech China**

Unit 405, Office Block, Hotel Equatorial Shanghai  
No.65, Yan An Road (West), Shanghai, 200040, China  
中国上海市延安西路65号上海国际贵都大饭店办公楼405单元  
Phone: +86-21-62489820  
Fax: +86-21-62489821

© 2012 The Author(s). Licensee IntechOpen. This is an open access article distributed under the terms of the [Creative Commons Attribution 3.0 License](#), which permits unrestricted use, distribution, and reproduction in any medium, provided the original work is properly cited.

IntechOpen

IntechOpen