

# We are IntechOpen, the world's leading publisher of Open Access books Built by scientists, for scientists

5,300

Open access books available

130,000

International authors and editors

155M

Downloads

Our authors are among the

154

Countries delivered to

TOP 1%

most cited scientists

12.2%

Contributors from top 500 universities



WEB OF SCIENCE™

Selection of our books indexed in the Book Citation Index  
in Web of Science™ Core Collection (BKCI)

Interested in publishing with us?  
Contact [book.department@intechopen.com](mailto:book.department@intechopen.com)

Numbers displayed above are based on latest data collected.  
For more information visit [www.intechopen.com](http://www.intechopen.com)



# Chemical Solution Deposition Based Oxide Buffers and YBCO Coated Conductors

M. Parans Paranthaman  
*Chemical Sciences Division*  
*Oak Ridge National Laboratory*  
USA

## 1. Introduction

The main objective of this work is to conduct fundamental research in the broad areas of chemical solution based buffer and high temperature superconductor, namely Yttrium Barium Copper Oxide (YBCO) development. The results of this research provide new insights in buffer/superconductor areas and suggest methods to improve buffer/superconductor multi-layer thin film fabrication. The overall purpose is to develop a potentially lower-cost, high throughput, high yield, manufacturing processes for buffer/superconductor thin multi-layer film fabrication, and to gain fundamental understanding of the growth of solution buffer/superconductor layers for Rolling Assisted Biaxially Textured Substrate (RABiTS) templates. This understanding is critical to the development of a reliable, robust, long-length manufacturing process of second-generation (2G) wires for electric-power applications. In order to reduce the cost of superconductor wires, it is necessary to replace the existing physical vapor deposited three buffer layer RABiTS architecture of Yttrium Oxide,  $Y_2O_3$  seed/Yttria Stabilized Zirconia, YSZ barrier/Cerium Oxide,  $CeO_2$  cap with buffers deposited by industrially scalable methods, such as slot-die coating of chemical solution deposition (CSD) precursors [1-11]. Spin-coating is typically used to deposit short samples for optimizing the CSD film growth conditions. In a typical chemical solution process, metal organic precursors in suitable solvents are spin/dip/slot-die coated on either single crystal or biaxially textured substrates followed by heat-treating in a tube furnace under controlled conditions. Chemical Solution Deposition (CSD) process offers significant cost advantages compared to physical vapor deposition (PVD) processes [5-11]. Solution coating is amenable to complex oxides, and the materials utilization (yield) is almost 100%. The high-temperature superconductors (HTS) such as  $(Bi,Pb)_2Sr_2Ca_2Cu_3O_{10}$  (BSCCO or 2223 with a critical temperature,  $T_c$  of 110 K) and  $YBa_2Cu_3O_{7-8}$  (YBCO or 123 with a  $T_c$  of 91 K) have emerged as the leading candidate materials for the first generation (1G) and second generation (2G) high temperature superconductor wires or tapes that will carry high critical current density in liquid nitrogen temperatures [1,2]. Here, we report the growth of buffer/YBCO superconductor film growth using a chemical solution method towards fabrication of second generation superconductor wires.

## 2. Chemical solution deposition of oxide buffers

The schematic of the standard RABiTS architecture developed by Oak Ridge National Laboratory and American Superconductor Corporation [3,4] is shown in Figure 1. The main

goal is to replace the most commonly used RABiTS architectures with a starting template of biaxially textured Ni-5 at.% W substrate with a physical vapor deposited (PVD) seed layer

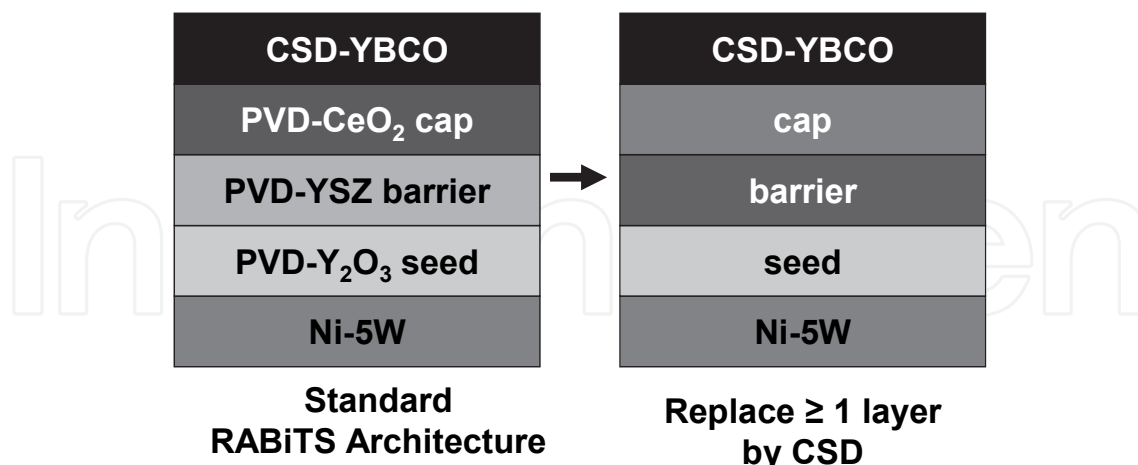


Fig. 1. The schematic of the standard RABiTS architecture.

Buffers	Structure type		% lattice mismatch		Ref.
	Cubic lattice parameter	Pseudocubic a/2 2 or	vs. YBCO	vs. Ni	
BaCeO <sub>3</sub>	4.377		13.55	21.59	12
BaZrO <sub>3</sub>	4.193		9.27	17.34	13
Pb <sub>0.56</sub> La <sub>0.3</sub> TiO <sub>3</sub>	3.916		2.44	10.54	14
La <sub>3</sub> TaO <sub>7</sub>	11.054	3.908	2.37	10.34	15-17
SrTiO <sub>3</sub>	3.905		2.16	10.26	18,19
Eu <sub>2</sub> O <sub>3</sub>	10.868	3.843	0.54	8.64	20,21
NdGaO <sub>3</sub>	5.431	3.841	0.51	8.61	22
CeO <sub>2</sub>	5.411	3.826	0.12	8.22	23,39
Gd <sub>2</sub> O <sub>3</sub>	10.813	3.824	0.07	8.17	24
La <sub>2</sub> Zr <sub>2</sub> O <sub>7</sub>	10.786	3.814	- 0.20	7.90	20,25-27
LaAlO <sub>3</sub>	5.364	3.793	- 0.75	7.35	28,29
Gd <sub>3</sub> NbO <sub>7</sub>	10.659	3.769	- 1.42	6.95	30
Y <sub>2</sub> O <sub>3</sub>	10.604	3.750	- 1.89	6.22	31
Gd <sub>2</sub> Zr <sub>2</sub> O <sub>7</sub>	5.264	3.722	- 2.64	5.47	32,33
Y <sub>3</sub> NbO <sub>7</sub>	5.250	3.713	- 2.88	5.23	30
Yb <sub>2</sub> O <sub>3</sub>	10.436	3.690	- 3.50	4.61	34
Ni	3.524				

Table 1. Structure, lattice misfit data and chemical solution deposition (CSD) methods for various buffer layers. The lattice parameters were obtained from the International Center for Diffraction Data, Powder Diffraction Files. \* Rhombohedral; ♦ Orthorhombic

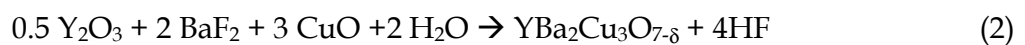
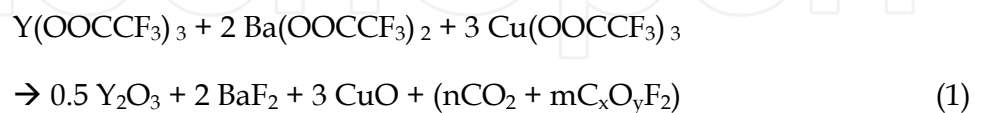
of  $Y_2O_3$ , a barrier layer of YSZ, and a  $CeO_2$  cap layer by a chemical solution deposition method. To develop an all solution buffer/YBCO, it is necessary to either replace all three layers or reduce the number of buffer layers to one. The role of the  $Y_2O_3$  seed layer is to improve the out-of-plane texture of buffer layer compared to the underlying Ni-5W substrate and  $Y_2O_3$  is also an excellent W diffusion and good oxygen barrier [4]. The role of YSZ barrier layer is to contain the diffusion of Ni from the substrate into superconductor. In order to grow YBCO superconductor films with critical current densities, it is necessary to contain the poisoning of Ni into YBCO. Finally, the  $CeO_2$  cap layer is compatible with CSD based REBCO films and has enabled high critical current density REBCO films. The optimized film thickness for each buffer layer is 75 nm and the typical YBCO layer thickness is  $\sim 1 \mu m$  carrying a critical current of 250-300 A/cm-width at 77 K and self-field. Researchers all over the world have developed several chemical solution deposited oxide buffer layers that are suitable for YBCO film growth. A partial list of several epitaxial oxide buffers grown using a CSD method have been reported in Table 1 [4]. It is possible for us to select a buffer layer to lattice match with either the substrate Ni/Ni-W or with YBCO. The list of chemical solution deposited buffer layers with YBCO superconductor films deposited on such buffers is reported in Table 2.

CSD Buffer Layers	Stacking for YBCO	$J_c$ (MA/cm <sup>2</sup> )	Reference
$CeO_2$	YBCO (CSD)/ $CeO_2$ (Sputtered)/YSZ (Sputtered)/ $CeO_2$ (CSD)/Ni-W	3.3	39
YSZ	YBCO (CSD)/ $CeO_2$ (CSD)/YSZ (CSD)/ $CeO_2$ (CSD)/Ni	0.5	35
$Y_2O_3$	YBCO (PLD)/ $CeO_2$ (Sputtered)/YSZ (Sputtered)/ $Y_2O_3$ (CSD)/Ni-W	1.2	31
$Eu_2O_3$	YBCO (ex-situ $BaF_2$ )/ $CeO_2$ (Sputtered)/YSZ (Sputtered)/ $Eu_2O_3$ (CSD)/Ni	1.1	20
$Gd_2O_3$	YBCO (PLD)/ $CeO_2$ (Sputtered)/YSZ (Sputtered)/ $Gd_2O_3$ (CSD)/Ni-W-Fe	1	36
Ce-Gd-O	YBCO (CSD)/ $CeO_2$ (CSD)/CGO (CSD)/ $Gd_2O_3$ (CSD)/Ni	0.1	37
$SrTiO_3$	YBCO (CSD)/STO (CSD)/Ni	1.3	38
$La_2Zr_2O_7$	YBCO (e-beam)/ $CeO_2$ (Sputtered)/YSZ (Sputtered)/LZO (CSD)/Ni	0.48	26
$La_{1/4}Zr_{3/4}O_y$	YBCO (PLD)/ $La_{1/4}Zr_{3/4}O_y$ (CSD)/Ni-W	0.55	42
$Gd_2Zr_2O_7$	YBCO (MOCVD)/GZO (CSD)/Ni	1.3	33
$Gd_3NbO_7$	YBCO (PLD)/GNO (CSD)/Ni-W	1.1	30

Table 2. List of chemical solution deposited oxide buffer layers with  $J_c$  of the high temperature superconducting YBCO films deposited on such buffers.

### 3. Chemical solution deposition of REBCO

Currently, chemical solution based synthesis of YBCO uses a trifluoroacetate (TFA) based precursor approach [5]. In this approach, the precursor solution is prepared by dissolving Yttrium, Barium and Copper trifluoroacetates in methanol. Then the precursor solution is spin/slot-die coated on RABiTS templates followed a two-stage heat-treatment to convert the precursor films to high quality YBCO. In the first stage (pyrolysis), there is a significant bottle neck to processing rates for these films because the shrinkage stresses developed in the films during pyrolysis need to be accommodated using very slow heating rates. The reactions taking place during the synthesis are illustrated below:



Significant efforts were made to increase the growth rate by replacing part of the metal TFA precursors with non-fluorine based precursors and also adjust the water and oxygen pressure during the growth of YBCO films. Another advantage of the TFA process is to introduce mixed rare earths and Zirconium oxides into the starting precursors to enhance the flux-pinning properties of REBCO films [5,40,41]. Chemical solution deposition method may prove to be a promising route for producing a low-cost all-CSD buffer/YBCO based coated conductors. The main challenge is to fabricate high-temperature superconductor tapes in kilometer lengths in carrying 1000 A/cm-width. Industries from US and Japan are leading in this area while industries from Europe, Korea, and China are only few years away.

### 4. Summary

In summary, RABiTS template with several possible architectures based on chemical solution deposition methods have been developed and superconductivity industries around the world are in the process of taking the technology to the pilot scale to produce commercially acceptable 500 meter lengths. The research in the area of second generation high temperature superconductor wire technology to increase the flux pinning properties of YBCO superconductor and to reduce the ac loss in these wires for various electric-power applications such as transmission cables, fault-current limiters and high-field magnets is continuing ahead.

### 5. Acknowledgements

This work was supported by the U.S. Department of Energy, Office of Electricity Delivery and Energy Reliability (OE) – Advanced Conductors and Cables Program.

### 6. References

- [1] M. Parans Paranthaman and T. Izumi, Editors, "High-Performance YBCO-Coated Superconductor Wires," MRS Bulletin 29 (2004) 533-536.

- [2] M. Parans Paranthaman, "Superconductor Wires," in McGraw-Hill 2006 Yearbook of Science and Technology, McGraw-Hill Publishers, New York (2006) pp. 319-322.
- [3] A. Goyal, D.P. Norton, J.D. Budai, M. Paranthaman, E.D. Specht, D.M. Kroeger, D.K. Christen, Q. He, B. Saffian, F.A. List, D.F. Lee, P.M. Martin, C.E. Klabunde, E. Hatfield, V.K. Sikka, "Fabrication of Long Range, Biaxially Textured, High Temperature Superconducting Tape on Rolled Ni Substrates," *Appl. Phys. Lett.* 69 (1996) 1795.
- [4] A. Goyal, M. Paranthaman, and U. Schoop, "The RABiTS Approach: Using Rolling-Assisted Biaxially Textured Substrates for High-Performance YBCO Superconductors," *MRS Bulletin* 29 (2004) 552-561.
- [5] M.W. Rupich, D.T. Verebelyi, W. Zhang, T. Kodenkandath, and X. Li, Metalorganic Deposition of YBCO Films for Second-Generation High-Temperature Superconductor Wires," *MRS Bulletin* 29 (2004) 572-578.
- [6] C.J. Brinker, A.J. Hurd, P.R. Schunk, G.C. Frye, C.S. Ashley, "Review of Sol-gel Thin Film Formation," *J. Non-Cryst. Solids* 147 (1992) 424.
- [7] F.F. Lange, "Chemical Solution Routes to Single-crystal Thin Films," *Science* 273 (1996) 903.
- [8] R.W. Schwartz, "Chemical Solution Deposition of Perovskite Thin Films," *Chem. Mater.* 9 (1997) 2325.
- [9] S. Sathyamurthy, M. Paranthaman, Lee Heatherly, Patrick M. Martin, E.D. Specht, Amit Goyal, Thomas Kodenkandath, Xiaoping Li, Martin W. Rupich, "Solution-processed lanthanum zirconium oxide as a barrier layer for high  $I_c$  coated conductors," *J. Mater. Res.* 21 (2006) 910.
- [10] M.P. Paranthaman, S. Sathyamurthy, M.S. Bhuiyan, P.M. Martin, T. Aytug, K. Kim, M. Fayek, K.J. Leonard, J. Li, A. Goyal, T. Kodenkandath, X. Li, W. Zhang, M.W. Rupich, "MOD buffer/YBCO approach to fabricate low-cost second generation HTS wires," *IEEE Trans. On Appl. Supercond.* 17 (2007) 3332.
- [11] M. Coll, J. Gazquez, R. Huhne, B. Holzapfel, Y. Morilla, J. Garcia-Lopez, A. Pomar, F. Sandiumenge, T. Puig, X. Obradors, "All chemical  $YBa_2Cu_3O_7$  superconducting multilayers: Critical role of  $CeO_2$  cap layer flatness," *J. Mater. Res.* 24 (2009) 1446.
- [12] G.N. Glavee, R.D. Hunt and M. Paranthaman, "Low Temperature Preparation of  $BaCeO_3$  and  $Ce_{0.75}Zr_{0.25}O_2$  Thin Films Using Sol-gel Processing Techniques," *Materials Research Bulletin* 34 (1999) 817-825.
- [13] M. Paranthaman, S.S. Shoup, D.B. Beach, R.K. Williams and E.D. Specht, "Epitaxial Growth of  $BaZrO_3$  Films on Single Crystal Oxide Substrates Using Sol-gel Alkoxide Precursors," *Materials Research Bulletin* 32 (1997) 1697-1704.
- [14] N.J. Ali, P. Clem and S.J. Milne, "Synthesis of sols for the production of La- modified  $PbTiO_3$  thin films," *J. Mater. Sci. Lett.* 14 (1995) 837-840.
- [15] M. P. Paranthaman, M. S. Bhuiyan, S. Sathyamurthy, L. Heatherly, C. Cantoni and A. Goyal, "Improved textured  $La_2Zr_2O_7$  buffer on  $La_3TaO_7$  seed for all-MOD Buffer/YBCO coated conductors," *Physica C* 468 (2008) 1587.
- [16] M.S. Bhuiyan, M. Paranthaman, S. Sathyamurthy, "Chemical solution-based epitaxial oxide films on biaxially textured Ni-W substrates with improved out-of-plane texture for YBCO coated conductors," *J. Electronic Mater.* 36 (2007) 1270.


- [17] M.S. Bhuiyan, M. Paranthaman, A. Goyal, L. Heatherly and D.B. Beach, "Deposition of rare earth tantalite buffers on textured Ni-W substrates for YBCO coated conductor using chemical solution deposition approach," *J. Mater. Res.* 21 (2006) 767-773.
- [18] J.T. Dawley, R.J. Ong and P.G. Clem, "Improving sol-gel  $\text{YBa}_2\text{Cu}_3\text{O}_{7-\delta}$  film morphology using high-boiling-point solvents," *J. Mater. Res.* 17 (2002) 1678-1685.
- [19] S. Sathyamurthy and K. Salama, "Application of metal-organic decomposition techniques for the deposition of buffer layers and Y123 for coated-conductor fabrication," *Physica C* 329 (2000) 58-68.
- [20] M. Paranthaman, T.G. Chirayil, F.A. List, X. Cui, A. Goyal, D.F. Lee, E.D. Specht, P.M. Martin, R.K. Williams, D.M. Kroeger, J.S. Morrell, D.B. Beach, R. Feenstra and D.K. Christen, "Fabrication of Long Lengths of Epitaxial Buffer Layers on Biaxially Textured-Ni Substrates using a Continuous Reel-to-reel Dip-coating Unit," *J. Amer. Ceram. Soc.* 84 (2001) 273-278.
- [21] Y. Akin, Z.K. Heiba, W. Sigmund and Y.S. Hascicek, "Engineered oxide thin films as 100% lattice match buffer layers for YBCO coated conductors," *Solid-State Electronics* 47 (2003) 2171-2175.
- [22] C.Y. Yang, A. Ichinose, S.E. Babcock, J.S. Morrell, J.E. Mathis, D.T. Verebelyi, M. Paranthaman, D.B. Beach and D.K. Christen, "Microstructure of a High  $J_c$  Laser-ablated  $\text{YBa}_2\text{Cu}_3\text{O}_{7-\delta}$ /Sol-gel Deposited  $\text{NdGaO}_3$  Buffer Layer/(001)  $\text{SrTiO}_3$  Multi-layer Structure," *Physica C* 331 (2000) 73-78.
- [23] M.S. Bhuiyan, M. Paranthaman, S. Sathyamurthy, T. Aytug, S. Kang, D. F. Lee, A. Goyal, E. A. Payzant, and K. Salama, "MOD approach for the growth of epitaxial  $\text{CeO}_2$  buffer layers on biaxially textured Ni-W substrates for YBCO coated conductors," *Superconductor Science & Technology* 16 (2003) 1305-1309.
- [24] J.S. Morrell, Z.B. Xue, E.D. Specht, A. Goyal, P.M. Martin, D.F. Lee, R. Feenstra, D.T. Verebelyi, D.K. Christen, T.G. Chirayil, M. Paranthaman, C.E. Vallet and D.B. Beach, "Epitaxial Growth of Gadolinium Oxide on Roll-Textured Nickel Using a Solution Growth Technique," *J. Mater. Res.* 15 (2000) 621-628.
- [25] T.G. Chirayil, M. Paranthaman, D.B. Beach, D.F. Lee, A. Goyal, R.K. Williams, X. Cui, D.M. Kroeger, R. Feenstra, D.T. Verebelyi, and D.K. Christen, "Epitaxial growth of  $\text{La}_2\text{Zr}_2\text{O}_7$  thin films on rolled Ni-substrates by sol-gel process for high  $T_c$  superconducting tapes," *Physica C* 336 (2000) 63-69.
- [26] S. Sathyamurthy, M. Paranthaman, H.Y. Zhai, H.M. Christen, P.M. Martin and A. Goyal, "Lanthanum zirconate: A single buffer layer processed by solution deposition for coated conductor fabrication," *J. Mater. Res.* 17 (2002) 2181-2184.
- [27] M. Parans Paranthaman, T. Aytug, S. Sathyamurthy, D.B. Beach, A. Goyal, D.F. Lee, B.W. Kang, L. Heatherly, E.D. Specht, K.J. Leonard et al., "Bulk Solution Techniques to Fabricate High  $J_c$  YBCO Coated Conductors," *Physica C* 378-381 (2002) 1009-1012.
- [28] S. S. Shoup, M. Paranthaman, A. Goyal, E. D. Specht, D. F. Lee, D. M. Kroeger and D. B. Beach, "Epitaxial Thin Film Growth of Lanthanum and Neodymium Aluminate Films on Roll-Textured Nickel Using a Sol-Gel Method," *J. Amer. Ceram. Soc.* 81 (1998) 3019-3021.

- [29] M.W. Rupich, W. Palm, W. Zhang, E. Siegal, S. Annavarapu, L. Fritzeimer, M.D. Teplitsky, C. Thieme and M. Paranthaman, "Growth and Characterization of Oxide Buffer Layers for YBCO Coated Conductors," *IEEE Trans. on Appl. Supercond.* 9 (1999) 1527-1530.
- [30] M. Paranthaman, M.S. Bhuiyan, S. Sathyamurthy, H.Y. Zhai, A. Goyal and K. Salama, "Epitaxial Growth of Solution Based Rare Earth Niobate,  $RE_3NbO_7$  Films on Biaxially Textured Ni-W Substrates," *J. Mater. Res.* 20 (2005) 6-9.
- [31] M.S. Bhuiyan, M. Paranthaman, S. Kang, D.F. Lee, and K. Salama, "Growth of epitaxial  $Y_2O_3$  buffer layers on biaxially textured Ni-W substrates for YBCO coated conductors by MOD approach," *Physica C* 422 (2005) 95-101.
- [32] T. Aytug, M. Paranthaman, K.J. Leonard, H.Y. Zhai, M.S. Bhuiyan, E.A. Payzant, A. Goyal, S. Sathyamurthy, D.B. Beach, P.M. Martin, D.K. Christen, X. Li, T. Kodenkandath, U. Schoop, M.W. Rupich, H.E. Smith, T. Haugan, P.N. Barnes, "Assessment of chemical solution synthesis and properties of  $Gd_2Zr_2O_7$  thin films as buffer layers for second-generation high-temperature superconductor wires" *J. Mater. Res.* 20 (2005) 2988-2996.
- [33] Y.X. Zhou, X. Zhang, H. Fang, R.T. Putman and K. Salama, "Development of Single Solution Buffer Layers on Textured Ni Substrate for HTS Coated Conductors," *IEEE Trans. On Appl. Supercond.* 15 (2005) 2711-2714.
- [34] T.G. Chirayil, M. Paranthaman, D.B. Beach, J.S. Morrell, E.Y. Sun, A. Goyal, R.K. Williams, D.F. Lee, P.M. Martin, D.M. Kroeger, R. Feenstra, D.T. Verebelyi and D.K. Christen, "Epitaxial Growth of  $Yb_2O_3$  Buffer Layers on Biaxially Textured-Ni (100) substrates by Sol-gel Process," *Mat. Res. Soc. Symp. Proc.* (1999) 51-56.
- [35] Y. Akin, Z. Aslanoglu, E. Celik, L. Arda, W. Sigmund and Y.S. Hascicek, "Textured Growth of Multi-Layered Buffer Layers on Ni tape by Sol-Gel Process," *IEEE Trans. Appl. Supercond.* 13 (2003) 2673.
- [36] T. Aytug, M.P. Paranthaman, B.W. Kang, D.B. Beach, S. Sathyamurthy, E.D. Specht, D.F. Lee, R. Feenstra, A. Goyal, D.M. Kroeger, K.J. Leonard, P.M. Martin and D.K. Christen, "Reel-to-reel continuous chemical solution deposition of epitaxial  $Gd_2O_3$  buffer layers on biaxially textured metal tapes for the fabrication of  $YBa_2Cu_3O_{7-\delta}$  coated conductors," *Journal of The American Ceramic Society* 86 (2003) 257-265.
- [37] Y. Takahashi, Y. Aoki, T. Hasegawa, T. Watanabe, T. Maeda, T. Honjo and Y. Shiohara, "In-plane textured buffer layer for the TFA-MOD method on  $\langle 100 \rangle \{001\}$  Ni tapes using MOD process," *Physica C* 392-396 (2003) 887.
- [38] M.P. Siegal, P.G. Clem, J.T. Dawley, R.J. Ong, M. A. Rodriguez and D.L. Overmyer, "All solution-chemistry approach for  $YBa_2Cu_3O_{7-\delta}$  coated conductors," *Appl. Phys. Lett.* 80 (2002) 2710.
- [39] M. P. Paranthaman, X. Qiu, K. Kim, Y. Zhang, X. Li, S. Sathyamurthy, C. Thieme, and M. W. Rupich, "Development of Solution Buffer Layers for RABiTS Based YBCO Coated Conductors," *IEEE Trans. On Appl. Supercond.* (2011) in press.
- [40] Y Shiohara, M Yoshizumi, T Izumi and Y Yamada, "Present status and future prospect of coated conductor development and its application in Japan," *Superconductor Science and Technology* 21 (2008) 034002.



- [41] J. Gutiérrez, A. Llordés, J. Gazquez, M. Gibert, N. Romá, S. Ricart, A. Pomar, F. Sandiumenge, N. Mestres, T. Puig and X. Obradors, "Strong isotropic flux pinning in solution-derived  $\text{YBa}_2\text{Cu}_3\text{O}_{7-x}$  nanocomposite superconductor films," *Nature Materials* 6 (2007) 367-373.
- [42] M. P. Paranthaman, S. Sathyamurthy, X. P. Li, E. D. Specht, S. H. Wee, C. Cantoni, A. Goyal, and M. W. Rupich, "Modified Lanthanum Zirconium Oxide buffer layers for low-cost, high performance YBCO coated conductors," *Physica C* 470 (2010) 352.

IntechOpen



## **Applications of High-Tc Superconductivity**

Edited by Dr. Adir Luiz

ISBN 978-953-307-308-8

Hard cover, 260 pages

**Publisher** InTech

**Published online** 27, June, 2011

**Published in print edition** June, 2011

This book is a collection of the chapters intended to study only practical applications of HTS materials. You will find here a great number of research on actual applications of HTS as well as possible future applications of HTS. Depending on the strength of the applied magnetic field, applications of HTS may be divided in two groups: large scale applications (large magnetic fields) and small scale applications (small magnetic fields). 12 chapters in the book are fascinating studies about large scale applications as well as small scale applications of HTS. Some chapters are presenting interesting research on the synthesis of special materials that may be useful in practical applications of HTS. There are also research about properties of high-Tc superconductors and experimental research about HTS materials with potential applications. The future of practical applications of HTS materials is very exciting. I hope that this book will be useful in the research of new radical solutions for practical applications of HTS materials and that it will encourage further experimental research of HTS materials with potential technological applications.

### **How to reference**

In order to correctly reference this scholarly work, feel free to copy and paste the following:

M. Parans Paranthaman (2011). Chemical Solution Deposition Based Oxide Buffers and YBCO Coated Conductors, Applications of High-Tc Superconductivity, Dr. Adir Luiz (Ed.), ISBN: 978-953-307-308-8, InTech, Available from: <http://www.intechopen.com/books/applications-of-high-tc-superconductivity/chemical-solution-deposition-based-oxide-buffers-and-ybco-coated-conductors>

**INTECH**  
open science | open minds

### **InTech Europe**

University Campus STeP Ri  
Slavka Krautzeka 83/A  
51000 Rijeka, Croatia  
Phone: +385 (51) 770 447  
Fax: +385 (51) 686 166  
[www.intechopen.com](http://www.intechopen.com)

### **InTech China**

Unit 405, Office Block, Hotel Equatorial Shanghai  
No.65, Yan An Road (West), Shanghai, 200040, China  
中国上海市延安西路65号上海国际贵都大饭店办公楼405单元  
Phone: +86-21-62489820  
Fax: +86-21-62489821

© 2011 The Author(s). Licensee IntechOpen. This chapter is distributed under the terms of the [Creative Commons Attribution-NonCommercial-ShareAlike-3.0 License](#), which permits use, distribution and reproduction for non-commercial purposes, provided the original is properly cited and derivative works building on this content are distributed under the same license.

IntechOpen

IntechOpen