

# We are IntechOpen, the world's leading publisher of Open Access books Built by scientists, for scientists

5,000

Open access books available

124,000

International authors and editors

140M

Downloads

Our authors are among the

154

Countries delivered to

TOP 1%

most cited scientists

12.2%

Contributors from top 500 universities



WEB OF SCIENCE™

Selection of our books indexed in the Book Citation Index  
in Web of Science™ Core Collection (BKCI)

Interested in publishing with us?  
Contact [book.department@intechopen.com](mailto:book.department@intechopen.com)

Numbers displayed above are based on latest data collected.  
For more information visit [www.intechopen.com](http://www.intechopen.com)



---

# A Review of Heat Transfer Enhancement Methods Using Coiled Wire and Twisted Tape Inserts

---

Orhan Keklikcioglu and Veysel Ozceyhan

Additional information is available at the end of the chapter

<http://dx.doi.org/10.5772/intechopen.74516>

---

## Abstract

Heat transfer enhancement is categorized into passive and active methods. Active methods need external power to input the process; in contrast, passive methods do not require any additional energy to improve the thermohydraulic performance of the system. Passive methods are widely used in both experimental and numerical applications when investigating heat transfer enhancement and friction losses to save energy and costs. The many passive methods for increasing heat transfer rate include various components located in the fluid flow path, such as twisted tapes, coiled or tangled wires, and nozzle turbulators. The present paper represents a comprehensive review that focused on heat transfer enhancement methods with coiled wire and twisted tape inserts since the installation of inserts is easier and more economical. The thermodynamic performance of heat exchange components is also affected by the flow conditions such as laminar or turbulence. The present review comprises investigations on the enhancement of heat transfer using twisted tape and coiled wire inserts in laminar and turbulent flow region.

**Keywords:** heat transfer enhancement, coiled wire, twisted tape, heat transfer, friction factor

---

## 1. Introduction

As a result of the global energy crisis, which is one of the most crucial problems due to the large and continuous increase in the consumption and the increment shortage of energy resources as well as the high cost, many researchers have performed to increase the efficiency of thermal systems and reduction of the size and thus energy consumption rates.

Heat transfer enhancement is a process of increasing the heat transfer rate and thermohydraulic performance of a system using various methods. The methods of heat transfer enhancement are

employed for developing the heat transfer without affecting the overall realization of the systems significantly, and it covers a wide range of areas where heat exchangers are used for such functions as air-conditioning, refrigeration, central heating systems, cooling automotive components, and many uses in the chemical industry.

Heat transfer enhancement methods exist on three general classifications which are passive, active, and compound techniques. Active methods require external power to input the process; in contrast, passive methods do not require any additional energy to improve the thermohydraulic performance of the system. Also, two or more passive and active techniques can be used together and that is called compound technique, which is employed to produce a higher augmentation than using one passive or active technique independently.

### **1.1. Passive techniques**

In the passive techniques, any external power is not required; rather, geometry or surface of the flow channel is modified to increase the thermohydraulic performance of the systems. The inserts, ribs, and rough surfaces are utilized to promote fluid mixing and the turbulence in the flow, which results in an increment of the overall heat transfer rate. Passive techniques have also some advantages in relation to the other heat transfer enhancement techniques such as low cost, easy production, and installation.

### **1.2. Active techniques**

Active techniques are more complex than the passive techniques in the expression of design and application because of the necessity of external energy to adjust the flow of fluid so as to obtain an improvement in thermal efficiency. Providing external energy in most applications is not easy; for this reason, the use of active techniques in scientific fields is limited.

### **1.3. Compound techniques**

A compound technique consists of the combination of more than one heat transfer enhancement method (active and/or passive) to increase the thermohydraulic performance of heat exchangers. It can be employed simultaneously to generate an augmentation that promotes the performance of the system either of the techniques operating independently. Preliminary studies on compound passive augmentation technique of this kind are quite encouraging.

## **2. Simple definitions used to evaluate heat transfer enhancement**

The basics of performance evaluation criteria (PEC) were determined for the fixed geometry criteria (FG), which was related with heat transfer and friction factor characteristics of various augmentation techniques in Ref. [1]. The PEC define the performance advantages of a heat exchanger having enhanced surfaces, relative to a reference exchanger, for example, one having smooth surfaces [1].

The fixed geometry criteria are used for many passive techniques which include various types of inner ribs or inserts in the tube. The investigations of heat transfer enhancement with passive techniques are generally conducted at the same pumping power in accordance with the fixed geometry criteria. Thus, comparison of results for the tube with inserts and without inserts can be carried out in ease. The Nusselt number can be written in below as to calculate the thermal performance of the system:

$$Nu = \frac{hD}{k} \quad (1)$$

And, the Reynolds number for fluid is

$$Re = \frac{UD}{\nu} \quad (2)$$

The friction factor,  $f$ , is calculated as follows, for the fully developed isothermal flow:

$$f = \frac{\Delta P}{\frac{1}{2}\rho \cdot U^2 \frac{L}{D}} \quad (3)$$

where  $U$  represents the mean fluid velocity in the tube.

The heat transfer rate and friction factor of the smooth tube and smooth tube fitted with inserts are evaluated under the same pumping power as below [2]:

$$(\dot{V} \Delta P)_s = (\dot{V} \Delta P)_a \quad (4)$$

$$(fRe^3)_s = (fRe^3)_a \quad (5)$$

$$Re_s = Re_a (f_a/f_s)^{1/3} \quad (6)$$

The overall enhancement ratio (OER) is the parameter that is usually used in heat transfer augmentation to determine the performance of different variations of heat exchangers. The parameter can be written as in Eq. (7) for the same pumping power based on the fixed geometry criteria [2]:

$$\eta = \frac{h_a}{h_s} \bigg|_{pp} = \frac{Nu_a}{Nu_s} \bigg|_{pp} = \left( \frac{Nu_a}{Nu_s} \right) \left( \frac{f_s}{f_a} \right)^{1/3} \quad (7)$$

### 3. Heat transfer enhancement with twisted tape and coiled wire inserts

Many researchers have performed the reviewing on passive or active heat transfer enhancement methods [3–10]. This paper focuses on the reviewing of the recent investigations about the heat transfer enhancement with coiled and twisted tape inserts which are widely used as a passive technique in tubular flow. The coiled wire inserts intensify the disturbance of viscous

sublayer and promote redevelopment of the thermal and hydrodynamic boundary layers in the tube flow effectively [11]. Also, twisted tape inserts are used commonly on heat transfer process. Due to the simple design and easy installation, twisted tape inserts are widely preferred to generate swirl flow and increase the turbulence rate in the flow. Additionally, they are used extensively over decades in scientific research as well as industrial applications.

### 3.1. Twisted tape inserts

Twisted tape inserts are one of the most used enhancement methods of heat transfer. Twisted tape inserts increase both convective heat transfer and fluid friction in the flow region. They induce the turbulence and promote the swirl flow. Moreover, geometric configurations of twisted tape inserts can disturb the boundary layer; with this way, better heat transfer rate can be obtained. However, increment of the fluid friction can negatively affect the overall enhancement ratio for a heat exchanger tube. The performance of a heat exchanger with twisted tape inserts depends on pitch and twist ratios. In recent investigations, a lot of researchers have conducted both experimental and numerical studies to determine the optimal configuration in accordance with the ratios of pitch and twist.

Man et al. [12] carried out an experimental investigation on heat transfer and friction characteristics of dual-pipe heat exchanger for single-phase forced convective flow with alternate clockwise and counterclockwise twisted tape (ACCT tape) and typically twisted tape (TT tape) for the Reynolds number ranging from 3000 to 9000. They reported that the maximum values of performance evaluation criteria (PEC) with the full-length ACCT tape insert reached 1.42 in experimental flowing conditions. Suri et al. [13] experimentally investigated the augmentation in heat transfer and friction in a flow through heat exchanger tube with multiple square perforated twisted tape inserts. The experiments were conducted with the Reynolds number between 5000 and 27,000, perforation width ratio  $a/W_T$  from 0.083 to 0.333, and twist ratio  $T_L = W_T$  from 2.0 to 3.5. The maximum enhancement is observed at  $a/W_T$  of 0.250 and  $T_L = W_T$  of 2.5. Sundar et al. [14] investigated the effectiveness of solar flat-plate collectors with and without twisted tapes in  $\text{Al}_2\text{O}_3/\text{water}$  nanofluid flow region. The experimental results indicated that the heat transfer rate enhanced 49.75% with the twist ratio of 5 at the Reynolds number 13,000. The maximum friction penalty of 1.25 times was observed for 0.3% nanofluid with twist ratio of 5 with the comparison of water in a smooth tube. Saysroy and Eiamsa-ard [15] conducted a numerical study to determine the thermohydraulic performance of a multichannel twisted tape inserts in laminar and turbulent flow regions. The numerical results showed that for the laminar flow, the maximum thermal performance factor of 7.28 was obtained by using the tube with the multichannel twisted tape with  $N = 2$  and  $y/w = 2.5$  at the Reynolds number of 2000. Heat transfer and pressure drop of  $\text{CuO}/\text{water}$  nanofluid with twisted tape inserts were explored by Wongcharee and Eiamsa-ard [16]. The results demonstrated that using  $\text{CuO}$  nanofluid with twisted alternate axis (TA) obtain a higher Nusselt number and thermal performance, and the twisted tape in alternate axis was about 89% more effective than typical twisted tape. Various types of twisted tape such as hollow, double, perforated, and dimpled configurations based on the physical properties, e.g., hollow widths and hole diameters, were investigated in many studies [17–21]. Li et al. [22] carried out a

numerical study on her transfer enhancement in a tube with centrally hollow narrow twisted tape under laminar flow conditions. They reported that the tube with cross hollow twisted tape inserts has the best overall heat transfer performance for different hollow widths of the tape. Eiamsa-ard et al. [23] investigated the effect of helically twisted tapes on the thermal performance. Three different twist and helical pitch ratios were used under the turbulent flow region (**Tables 1–3**).

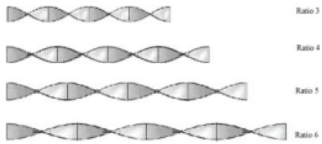
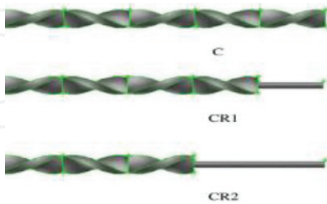


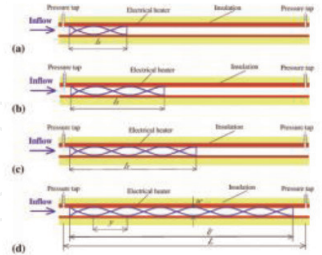

The results were compared to conventional helical tape, and it was reported that the helically twisted tape showed higher thermal performance than the conventional helical tape. Piriya-ungrod et al. [40] studied the effects of inserted tapered twisted tapes, their taper angle and twist ratio on heat transfer rate, pressure drop, and thermal performance factor characteristics. They reported that thermal performance factor tended to increase with increasing taper angle and decreasing tape twist ratio. Promvong et al. [41] investigated turbulent convective heat transfer characteristics in a helical-ribbed tube fitted with twin twisted tapes. The results obtained from the ribbed tube and the twin twisted tape insert were compared with those from the smooth tube and the ribbed tube acting alone. Prasad and Gupta [42] studied to enhance the rate of heat transfer of  $\text{Al}_2\text{O}_3$  nanofluid in a U-tube heat exchanger with twisted tape insert for the Reynolds number ranging from 3000 to 30,000. The Nusselt number of the entire pipes for 0.03% concentrations of nanofluid with twisted tape inserts was enhanced by 31.28% compared to water. Pal and Saha [43] presented an experimental study to investigate the friction factor and Nusselt number in a circular duct having spiral rib roughness and fitted with twisted tapes with oblique teeth. The experiments were conducted for laminar flow region using viscous oil. The thermo-hydraulic performance was also evaluated, and the twisted tapes with oblique teeth in combination with integral spiral rib roughness performed significantly better than the individual enhancement technique. Eiamsa-ard and Kiatkittipong [44] investigated the enhancement of thermal performance in a heat exchanger with multiple twisted tapes.  $\text{TiO}_2$ /water nanofluid was used in experiment as working fluid. They reported that the tube inserted with multiple twisted tapes showed superior thermal performance factor when compared with the plain tube or the tube inserted with a single twisted tape.



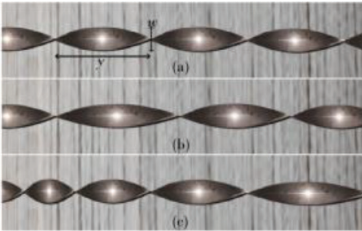
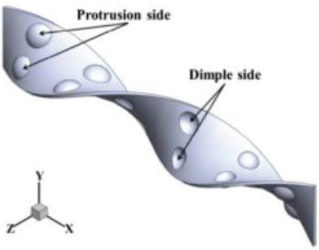


### 3.2. Coiled wire inserts

Transverse or helical ribs, for example, coiled wire inserts, are an attractive method to create the surface roughness [45]. The coiled wire inserts intensify the disturbance of laminar boundary layer and promote redevelopment of the thermal and hydrodynamic boundary layers in the tube flow effectively [11]. Moreover, helically coiled wire can be used to generate secondary flow which helps to enhance the heat transfer rate with the increment of vorticity in the tubular flow. They have also some advantages in relation to the other passive methods such as easy manufacturing and installation; lower manufacturing cost; better fluid mixing and disturbance of laminar boundary layer; possibility to use different fluid types, e.g., nanofluid, water, viscous oil, and air; and possibility to install with various passive techniques together.

The enhancement of heat transfer rate by using coiled wire inserts has been widely studied both experimentally and numerically by many researchers. Garcia et al. [46] analyzed the thermohydraulic performance of three types of passive heat transfer enhancement based on



Authors	Fluid	Type	Flow region	OER	Sample of twisted tape inserts
Jaisankar et al. [24]	Water	Helically twisted tape	$3000 \leq Re \leq 23,000$ turbulence	1.2	
Jaisankar et al. [25]	Water	Full-length left-right twisted and fitted with rod	$700 \leq Re \leq 1600$ laminar	1.1–1.9	
Wongcharee and Eiamsa-ard [26]	Water	Twisted tapes with wing shape including triangle, rectangle, and trapezoid	$5500 \leq Re \leq 20,200$ turbulence	1.42	
Eiamsa-ard et al. [27]	Water	Peripherally cut twisted tape	$1000 \leq Re \leq 20,000$ laminar-turbulence	1.29–4.88	
Eiamsa-ard et al. [28]	Air	Full- and short-length twisted tape	$4000 \leq Re \leq 20,000$ turbulence	0.95–1.04	
Bas and Ozceyhan [29]	Air	Twisted tape	$5132 \leq Re \leq 24,989$ turbulence	1.2–1.74	

Authors	Fluid	Type	Flow region	OER	Sample of twisted tape inserts
Salam et al. [30]	Water	Rectangular cut	$10,000 \leq Re \leq 19,000$ turbulence		
Sarada et al. [31]	Air	Twisted tape	$6000 \leq Re \leq 13,500$ turbulence	1.36– 1.48	
Maddah et al. [32]	Al <sub>2</sub> O <sub>3</sub> /water nanofluid	Modified twisted tape	$5000 \leq Re \leq 21,000$ turbulence	1.03– 1.6	
Zheng et al. [20]	Al <sub>2</sub> O <sub>3</sub> /water nanofluid	Dimpled twisted tape	$1000 \leq Re \leq 10,000$ Laminar-turbulence	1.25	
Murugesan et al. [33]	Water	Twisted tape with wire nails	$2000 \leq Re \leq 12,000$ Laminar-turbulence	1.05– 1.75	
Wongcharee and Eiamsa-ard [16]	CuO/water nanofluid	Twisted tape with alternate axis	$830 \leq Re \leq 1990$ turbulence	5.53	




Authors	Fluid	Type	Flow region	OER	Sample of twisted tape inserts
Nanan et al. [34]	Air	Twisted tape	$6000 \leq Re \leq 20,000$ turbulence	1.28	

Table 1. Various examples of twisted tape inserts for heat transfer enhancement.

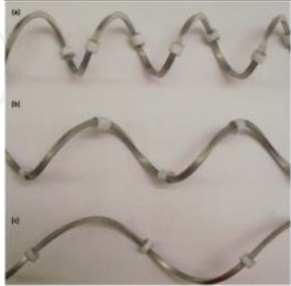

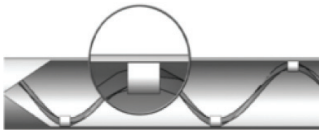
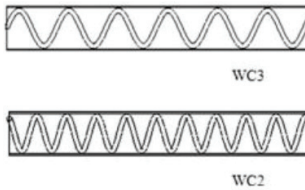
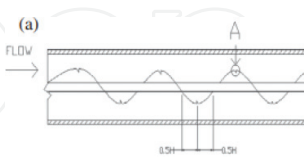

Authors	Fluid	Flow region	Nusselt number	Friction factor
Jaisankar et al. [24]	Water	$3000 \leq Re \leq 23,000$ Turbulence	$Nu = 0.000115 Re^{1.169} Pr^{2.424} Y^{-0.511}$	$f = 271.1 Re^{-0.947} Y^{-0.584}$
Ibrahim [35]	Water	$570 \leq Re \leq 1310$ Laminar	$Nu = 6.11 Re^{0.199} (1+x)^{-0.064} Y^{-0.318}$	$f = 54.41 Re^{-0.87} (1+x)^{-0.045} Y^{-0.146}$
Sivashanmugam and Suresh [36]	Water	Laminar	$Nu = 0.017 Re^{0.996} Pr Y^{-0.5437}$	$f = 10.7564 Re^{-0.387} Y^{-1.054}$
He et al. [17]	Air	$5600 \leq Re \leq 18,000$ Turbulence	$Nu = 0.3415 Re^{0.5911} Pr^{0.32} (0.9058c^3 + 0.5439c^2 - 1.345c + 1.271)$	$f = 9.348 Re^{-0.3959} (5.53c^3 + 2.578c^2 - 7.307c + 3.499)$
Paisarn Naphon [37]	Water	$7000 \leq Re \leq 23,000$ Turbulence	$Nu = 0.648 Re^{0.36} (1 + D/H)^{2.475} Pr^{1/3}$	$f = 3.517 Re^{-0.414} (1 + D/H)^{1.045}$
Tamna et al. [18]	Air	$5300 \leq Re \leq 24,000$ Turbulence	$Nu = 0.1687 Re^{0.701} Pr^{0.4} B_R^{0.172}$	$f = 5.494 Re^{-0.263} B_R^{0.729}$
Eiamsa-ard et al. [27]	Water	$1000 \leq Re \leq 20,000$ Turbulence	$Nu = 0.244 Re^{0.625} Pr^{0.4} (d/W)^{0.168} (w/W)^{-0.112}$	$f = 39.46 Re^{-0.591} (d/W)^{0.195} (w/W)^{-0.201}$
Eiamsa-ard et al. [38]	Water	$2000 \leq Re \leq 12,000$ Turbulence	$Nu = 0.01014 Re^{0.929} Pr^{1/3} (1 + S)^{-0.266}$	$f = 4.143 Re^{-0.398} (1 + S)^{-0.376}$
Seemawute and Eiamsa-ard [39]	Water	$5000 \leq Re \leq 20,000$ Turbulence	$Nu = 0.076 Re^{0.718} Pr^{0.4}$	$f = 6.42 Re^{-0.428}$
Jaisankar et al. [25]	Water	Laminar	Phase 1 $Nu = 0.00395 Re^{1.067} Pr^{0.757} Y^{0.033} (1 + S/D)^{-0.0304}$ Phase 2 $Nu = 0.00363 Re^{1.433} Pr^{0.266} Y^{0.154} (1 + S/D)^{-0.024}$	Phase 1 $f = 1.30 Re^{-0.310} Y^{-0.124} (1 + S/D)^{-0.063}$ Phase 2 $f = 3.527 Re^{-0.436} Y^{-0.145} (1 + S/D)^{-0.066}$


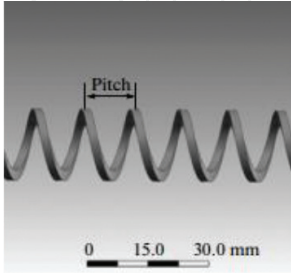
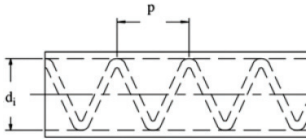
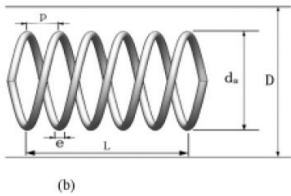
Table 2. Correlations for the Nusselt number and friction factor for twisted tape inserts.

artificial roughness. According to the results, the use of coiled wire at a lower Reynolds number was more advantageous than corrugated and dimpled tubes. Ozceyhan [47] numerically analyzed conjugate heat transfer and thermal stress in a tube with coiled wire inserts.

Gunes et al. [58] investigated the effects of coiled wire on heat transfer enhancement and pressure drop in a tube. It was found that the best overall enhancement efficiency was achieved for the configuration with  $P/D = 1$ . In another study Gunes et al. [59] reported on the

characteristics of heat transfer and pressure drop in a tube with coiled wire inserts separated from the tube wall by two different distances. The results showed that the Nusselt number and pressure drop increase with decreasing distance between the coiled wire and the tube wall.

Authors	Fluid	Type	Flow region	OER	Sample of twisted tape inserts
Keklikcioglu and Ozceyhan [48]	Air	Triangle cross-sectional coiled wire	$2851 \leq Re \leq 27,732$ turbulence	1.67	
Reddy and Rao [49]	Ethylene glycol water-based $TiO_2$	Helically coiled wire	$4000 \leq Re \leq 15,000$ Turbulence	1.06–1.38	
Keklikcioglu and Ozceyhan [50]	Air	Triangle cross-sectional coiled wire	$3429 \leq Re \leq 26,663$ Turbulence	1.82	
Chandrasekar et al. [51]	$Al_2O_3$ /water nanofluid	Coiled wire	$600 \leq Re \leq 2275$ laminar	—	
Roy and Saha [52]	Servotherm medium oil	Coiled wire	Laminar	—	
Panahi and Zamzamian [53]	Water and air	Coiled wire	$4000 \leq Re \leq 18,000$ turbulence	1.26–1.52	

Authors	Fluid	Type	Flow region	OER	Sample of twisted tape inserts
Goudarzi and Jamali [54]	Al <sub>2</sub> O <sub>3</sub> -EG nanofluid	Coiled wire	18,500 ≤ Re ≤ 22,700 turbulence		
Goodarzi et al. [55]	Water	Square cross-sectional coiled wire	5800 ≤ Re ≤ 18,500 turbulence	0.93–0.97	
Sharifi et al. [56]	Engine oil	Helically coiled wire	100 ≤ Re ≤ 1200 Laminar	1.77	
Zhang et al. [57]	Air	Double spiral coiled wire	6000 ≤ Re ≤ 31,000 Turbulence	1.5	 (b)

**Table 3.** Various examples of coiled inserts for heat transfer enhancement.

Promvonge [60] presented the experimental results for the heat transfer and flow friction characteristics in a circular tube in which coiled wire with a square cross section was inserted. The thermal performance of helically twisted tapes was experimentally investigated by Eiamsa-ard et al. [61]. They reported that the heat transfer rate and the friction factor increase as the twist ratio and helical pitch ratio increase. In another study, Eiamsa-ard et al. [62] studied the thermal performance of a tube fitted with both twisted tape and a coiled wire. Heat transfer and friction factor analyses of coiled wire inserted tube using various types of nanofluid as working fluid were performed by many researchers [63–73]. Promvonge [74] conducted another investigation of thermohydraulic performance in a tube with coiled wire insert and a snail entry. The heat transfer and the friction factor characteristics of the laminar flow of oil in square and rectangular ducts with transverse ribs and coiled wire were studied by Saha [75]. Feng et al. [76] carried out a numerical study of the laminar liquid flow and coupled heat transfer performance in rectangular microchannel heat sink (MCHS) equipped with coiled wire inserts. In the study the effects of the

length and arrangement of coiled wire inserts on heat transfer enhancement were analyzed. Chougulea et al. [77] investigated heat transfer and friction factor characteristics of MWCNT/water nanofluid flowing through a uniformly heated horizontal tube with and without coiled wire. Solano et al. [78] carried out a numerical study of the flow pattern and heat transfer enhancement in oscillatory-baffled reactors with helical coil inserts. The heat transfer enhancement rate was discussed, considering the compound effect of oscillatory motion and helical coil inserts in the paper. Garcia et al. [79] investigated the thermal performance in a round tube with a coiled wire insert for laminar and transitional flow fields, while Arici and Asan [80] studied enhancement of heat transfer for turbulent flows in a tube with coiled wire inserts. Zohir et al. [81] studied the effect of pulsation on the heat transfer rate in a pipe with coiled wire inserts. Apart from the pulsation, the thermohydraulic performances of the process were solely studied for a coiled wire insert with different pitch values. Vahidifar and Kahrom [82] studied the characteristics of the heat transfer and the pressure drop of a heat exchanger with an inserted coiled wire and rings. San et al. [83] measured the heat transfer and pressure drop data for air flow and water flow in a tube fitted with a coiled wire.

## 4. Conclusions

The present review comprises both recent and important investigations on the enhancement of heat transfer using twisted tape and coiled wire inserts in laminar and turbulent flow region. Most of the studies for both twisted tape and coiled wire inserts emphasize the increased heat transfer rate and fluid friction or pressure drop. The main objective to design a heat exchanger is to enhance the heat transfer without causing more pressure drop. For this purpose many articles have been evaluated in terms of overall enhancement ratio (OER) in this review study. In conclusion, the following statements can be generalized as a result of this review study:

- Both twisted tape and coiled wire inserts can be used together with nanofluid flow to eliminate the pressure drop penalty on OER.
- Most of the researchers oriented to find better configuration of internal ribs to determine the minimum pressure drop and the maximum heat transfer.
- Twisted tape inserts generally show better performance in laminar flow region.
- Twisted tape inserts cause high-pressure drop penalty in turbulent region so they are not good at enhancing thermohydraulic performance.
- Coiled wire shows better performance to create swirl flow inside the tube.
- Coiled wire inserts have the ability to destruct the laminar boundary layer.
- When the pressure drop penalty is considered, coiled wire inserts show better performance than twisted tape inserts.
- The configuration and physical properties of inserts are the most important parameters to enhance the overall thermohydraulic performance of a heat exchanger.

## Acknowledgements

The authors would like to thank both Erciyes University and Erciyes University Faculty of Engineering for funding and supporting the book chapter.

## Appendices and nomenclature

$D$	inner diameter of the tube (m)
$f$	friction factor
$h$	convective heat transfer coefficient ( $\text{W/m}^2 \text{ K}$ )
$k$	thermal conductivity ( $\text{W/m K}$ )
$L$	length of the test tube (m)
$Nu$	Nusselt number ( $hD/k$ )
$\Delta P$	pressure drop ( $\text{N/m}^2$ )
$Re$	Reynolds number ( $UD/\nu$ )
$T$	steady-state temperature (K)
$U$	mean fluid velocity (m/s)
$\dot{V}$	volumetric flow rate ( $\text{m}^3/\text{s}$ )

## Greek letters

$\rho$	fluid density ( $\text{kg/m}^3$ )
$U$	overall enhancement efficiency
$\nu$	kinematic viscosity ( $\text{m}^2/\text{s}$ )

## Subscripts

$a$	augmented tube
$pp.$	pumping power
$s$	smooth tube



## Author details

Orhan Keklikcioglu and Veysel Ozceyhan\*

\*Address all correspondence to: [ozceyhan@erciyes.edu.tr](mailto:ozceyhan@erciyes.edu.tr)

Department of Mechanical Engineering, Erciyes University, Kayseri, Turkey

## References

- [1] Webb RL. Performance evaluation criteria for use of enhanced heat transfer surfaces in heat exchanger design. *International Journal of Heat and Mass Transfer*. 1981;**715**:726-724. DOI: 10.1016/0017-9310(81)90015-6
- [2] Eiamsa-ard S, Promvong P. Thermal characteristics in round tube fitted with serrated twisted tape. *Applied Thermal Engineering*. 2010;**30**:1673-1682. DOI: 10.1016/j.applthermaleng.2010.03.026
- [3] Kumar B, Srivastava GP, Kumar M, Patil AK. A review of heat transfer and fluid flow mechanism in heat exchanger tube with inserts. *Chemical Engineering & Processing: Process Intensification*. 2018;**123**:126-137. DOI: 10.1016/j.cep.2017.11.007
- [4] Hasanpour A, Farhadi M, Sedighi K. A review study on twisted tape inserts on turbulent flow heat exchangers: The overall enhancement ratio criteria. *International Communication in Heat and Mass Transfer*. 2014;**55**:53-62. DOI: 10.1016/j.icheatmasstransfer.2014.04.008
- [5] Kareem ZS, Mohd Jaafar MN, Lazim TM, Abdullah S, Abdulwahid AF. Passive heat transfer enhancement review in corrugation. *Experiment Thermal and Fluid Science*. 2015;**68**:22-38. DOI: 10.1016/j.expthermflusci.2015.04.012
- [6] Liu S, Sakr M. A comprehensive review on passive heat transfer enhancements in pipe exchangers. *Renewable and Sustainable Energy Reviews*. 2013;**19**:64-81. DOI: 10.1016/j.rser.2012.11.021
- [7] Sheikholeslami M, Gorji-Bandpy M, Ganji DD. Review of heat transfer enhancement methods: Focus on passive methods using swirl flow devices. *Renewable and Sustainable Energy Reviews*. 2015;**49**:444-469. DOI: 10.1016/j.rser.2015.04.113
- [8] Varun MOG, Nautiyal H, Khurana S, Shukla MK. Heat transfer augmentation using twisted tape inserts: A review. *Renewable and Sustainable Energy Reviews*. 2016;**63**:193-225. DOI: 10.1016/j.rser.2016.04.051
- [9] Dewan A, Mahanta P, Sumithra Raju K, Suresh Kumar P. Review of passive heat transfer augmentation techniques. *Proceedings of Institution of Mechanical Engineers*. 2004;**218**:509-527
- [10] Alam T, Kim M-H. A comprehensive review on single phase heat transfer enhancement techniques in heat exchanger applications. *Renewable and Sustainable Energy Reviews*. 2018;**81**:813-839. DOI: 10.1016/j.rser.2017.08.060

- [11] Feng Z, Luo X, Guo F, Li H, Zhang J. Numerical investigation on laminar flow and heat transfer in rectangular microchannel heat sink with coiled wire inserts. *Applied Thermal Engineering*. 2017;**116**:597-609. DOI: 10.1016/j.applthermaleng.2017.01.091
- [12] Changzhong Man XL, Jingwei H, Sun P, Tang Y. Experimental study on effect of heat transfer enhancement for single-phase forced convective flow with twisted tape inserts. *International Journal of Heat and Mass Transfer*. 2017;**106**:877-883. DOI: 10.1016/j.ijheatmasstransfer.2016.10.026
- [13] Suria ARS, Kumara A, Maithani R. Heat transfer enhancement of heat exchanger tube with multiple square perforated twisted tape inserts: Experimental investigation and correlation development. *Chemical Engineering and Processing:Process Intensification*. 2017;**116**:76-96. DOI: 10.1016/j.cep.2017.02.014
- [14] Syam Sundar L, Singh MK, Punnaiah V, Sousa ACM. Experimental investigation of  $\text{Al}_2\text{O}_3$ /water nanofluids on the effectiveness of solar flat-plate collectors with and without twisted tape inserts. *Renewable Energy*. 2017:1-14. DOI: 10.1016/j.renene.2017.10.056
- [15] Saysroy A, Eiamsa-ard S. Enhancing convective heat transfer in laminar and turbulent flow regions using multi-channel twisted tape inserts. *International Journal of Thermal Sciences*. 2017;**121**:55-74. DOI: 10.1016/j.ijthermalsci.2017.07.002
- [16] Wongcharee K, Eiamsa-ard S. Enhancement of heat transfer using CuO/water Nanofluid and twisted tape with alternate Axis. *International Communication of Heat and Mass Transfer*. 2011;**38**:742-748. DOI: 10.1016/j.icheatmasstransfer.2011.03.011
- [17] He Y, Li L, Li P, Ma L. Experimental study on heat transfer enhancement characteristics of tube with cross hollow twisted tape inserts. *Applied Thermal Engineering*. 2018;**131**:743-749. DOI: 10.1016/j.applthermaleng.2017.12.029
- [18] Tamna S, Kaewkohkiat Y, Skullong S, Promvong P. Heat transfer enhancement in tubular heat exchanger with double V-ribbed twisted-tapes. *Case Studies in Thermal Engineering*. 2016;**7**:14-24. DOI: 10.1016/j.csite.2016.01.002
- [19] Mashoofi N, Pourahmad S, Pesteei SM. Study the effect of axially perforated twisted tapes on the thermal performance enhancement factor of a double tube heat exchanger. *Case Studies in Thermal Engineering*. 2017;**10**:161-168. DOI: 10.1016/j.csite.2017.06.001
- [20] Zheng L, Xie Y, Di Z. Numerical investigation on heat transfer performance and flow characteristics in circular tubes with dimpled twisted tapes using  $\text{Al}_2\text{O}_3$ -water nanofluid. *International Journal of Heat and Mass Transfer*. 2017;**111**:962-981. DOI: 10.1016/j.ijheatmasstransfer.2017.04.062
- [21] Bhuiya MMK, Chowdhury MSU, Saha M, Islam MT. Heat transfer and friction factor characteristics in turbulent flow through a tube fitted with perforated twisted tape inserts. *International Communication of Heat and Mass Transfer*. 2013;**46**:49-57. DOI: 10.1016/j.icheatmasstransfer.2013.05.012
- [22] Li P, Liu Z, Liu W, Chen G. Numerical study on heat transfer enhancement characteristics of tube inserted with centrally hollow narrow twisted tapes. *International Journal of Heat and Mass Transfer*. 2015;**88**:481-491. DOI: 10.1016/j.ijheatmasstransfer.2015.04.103

- [23] Eiamsa-ard S, Yongsiri K, Nanan K, Thianpong C. Heat transfer augmentation by helically twisted tapes as swirl and turbulence promoters. *Chemical Engineering and Processing*. 2012;**60**:42-48. DOI: 10.1016/j.cep.2012.06.001
- [24] Jaisankar S, Radhakrishnan TK, Sheeba KN. Experimental studies on heat transfer and friction factor characteristics of forced circulation solar water heater system fitted with helical twisted tapes. *Solar Energy*. 2009;**83**:1943-1952. DOI: 10.1016/j.solener.2009.07.006
- [25] Jaisankar S, Radhakrishnan TK, Sheeba KN, Suresh S. Experimental investigation of heat transfer and friction factor characteristics of thermosyphon solar water heater system fitted with spacer at the trailing edge of left-right twisted tapes. *Energy Conversion and Management*. 2009;**50**:2638-2649. DOI: 10.1016/j.enconman.2009.06.019
- [26] Wongcharee K, Eiamsa-ard S. Heat transfer enhancement by twisted tapes with alternate-axes and triangular, rectangular and trapezoidal wings. *Chemical Engineering and Processing*. 2011;**50**:211-219. DOI: 10.1016/j.cep.2010.11.012
- [27] Eiamsa-ard S, Seemawute P, Wongcharee K. Influences of peripherally-cut twisted tape insert on heat transfer and thermal performance characteristics in laminar and turbulent tube flows. *Experimental Thermal and Fluid Science*. 2010;**34**:711-719. DOI: 10.1016/j.expthermflusci.2009.12.013
- [28] Eiamsa-ard S, Thianpong C, Eiamsa-ard P, Promvonge P. Convective heat transfer in a circular tube with short-length twisted tape insert. *International Communication of Heat and Mass Transfer*. 2009;**36**:365-371. DOI: 10.1016/j.icheatmasstransfer.2009.01.006
- [29] Bas H, Ozceyhan V. Heat transfer enhancement in a tube with twisted tape inserts placed separately from the tube wall. *Experimental Thermal and Fluid Science*. 2012;**41**:51-58. DOI: 10.1016/j.expthermflusci.2012.03.008
- [30] Salam B, Biswas S, Saha S, Bhuiya MMK. Heat transfer enhancement in a tube using rectangular-cut twisted tape insert. *Procedia Engineering*. 2013;**56**:96-103. DOI: 10.1016/j.proeng.2013.03.094
- [31] Naga Sarada S, Sita Rama Raju AV, Kalyani Radha K, Shyam Sunder L. Enhancement of heat transfer using varying width twisted tape inserts. *International Journal of Engineering, Science and Technology*. 2010;**2**:107-118. DOI: 10.4314/ijest.v2i6.63702
- [32] Maddah H, Alizadeh M, Ghasemi N, Alwi SRW. Experimental study of Al<sub>2</sub>O<sub>3</sub>/water nanofluid turbulent heat transfer enhancement in the horizontal double pipes fitted with modified twisted tapes. *International Journal of Heat and Mass Transfer*. 2014;**78**:1042-1054. DOI: 10.1016/j.ijheatmasstransfer.2014.07.059
- [33] Murugesan P, Mayilsamy K, Suresh S. Heat transfer and friction factor studies in a circular tube fitted with twisted tape consisting of wire-nails. *Chinese Journal of Chemical Engineering*. 2010;**18**:1038-1042. DOI: 10.1016/S1004-9541(09)60166-X
- [34] Nanan K, Thianpong C, Promvonge P, Eiamsa-ard S. Investigation of heat transfer enhancement by perforated helical twisted-tapes. *International Communication Heat and Mass Transfer*. 2014;**52**:106:112. DOI: 10.1016/j.icheatmasstransfer.2014.01.018

- [35] Ibrahim EZ. Augmentation of laminar flow and heat transfer in flat tubes by means of helical screw-tape inserts. *Energy Conversion and Management*. 2011;**52**:250-257. DOI: 10.1016/j.enconman.2010.06.065
- [36] Sivashanmugam P, Suresh S. Experimental studies on heat transfer and friction factor characteristics of laminar flow through a circular tube fitted with helical screw tape inserts. *Applied Thermal Engineering*. 2006;**31**:301-308. DOI: 10.1016/j.expthermflusci.2006.05.005
- [37] Naphon P. Experimental studies on heat transfer and friction factor characteristics of laminar flow through a circular tube fitted with regularly spaced helical screw-tape inserts. *International Communication of Heat and Mass Transfer*. 2006;**33**:166-175. DOI: 10.1016/j.icheatmasstransfer.2005.09.007
- [38] Eiamsa-ard S, Thianpong C, Promvonge P. Experimental investigation of heat transfer and flow friction in a circular tube fitted with regularly spaced twisted tape elements. *International Communication of Heat and Mass Transfer*. 2006;**33**:1225-1233. DOI: 10.1016/j.icheatmasstransfer.2006.08.002
- [39] Seemawute P, Eiamsa-ard S. Thermohydraulics of turbulent flow through a round tube by a peripherally-cut twisted tape with an alternate axis. *International Communication of Heat and Mass Transfer*. 2010;**37**:652-659. DOI: 10.1016/j.icheatmasstransfer.2010.03.005
- [40] Piriyarungrod N, Eiamsa-ard S, Thianpong C, Pimsarn M, Nanan K. Heat transfer enhancement by tapered twisted tape inserts. *Chemical Engineering and Processing*. 2015;**96**:62-71. DOI: 10.1016/j.cep.2015.08.002
- [41] Promvonge P, Pethkool S, Pimsarn M, Thianpong C. Heat transfer augmentation in a helical-ribbed tube with double twisted tape inserts. *International Communication of Heat and Mass Transfer*. 2012;**39**:953-959. DOI: 10.1016/j.icheatmasstransfer.2012.05.015
- [42] Durga Prasad PV, Gupta AVSSKS. Experimental investigation on enhancement of heat transfer using  $\text{Al}_2\text{O}_3$ /water nanofluid in a u-tube with twisted tape inserts. *International Communication of Heat and Mass Transfer*. 2016;**75**:154-161. DOI: 10.1016/j.icheatmasstransfer.2016.03.019
- [43] Pal S, Saha SK. Laminar fluid flow and heat transfer through a circular tube having spiral ribs and twisted tapes. *Experimental Thermal and Fluid Science*. 2015;**60**:173-181. DOI: 10.1016/j.expthermflusci.2014.09.005
- [44] Eiamsa-ard S, Kiatkittipong K. Heat transfer enhancement by multiple twisted tape inserts and  $\text{TiO}_2$ /water nanofluid. *Applied Thermal Engineering*. 2014;**70**:896-924. DOI: 10.1016/j.applthermaleng.2014.05.062
- [45] Ravigururajan T, Bergles A. Development and verification of general correlations for pressure drop and heat transfer in single-phase turbulent flow in enhanced tubes. *Experimental Thermal and Fluid Science*. 1996;**13**:55-70. DOI: 10.1016/0894-1777(96)00014-3
- [46] García A et al. The influence of artificial roughness shape on heat transfer enhancement: Corrugated tubes, dimpled tubes and coiled wires. *Applied Thermal Engineering*. 2012;**35**:196-201. DOI: 10.1016/j.applthermaleng.2011.10.030



- [47] Ozceyhan V. Conjugate heat transfer and thermal stress analysis of coiled wire inserted tubes that are heated externally with uniform heat flux. *Energy Conversion and Management*. 2005;**46**:1543-1559. DOI: 10.1016/j.enconman.2004.08.003
- [48] Keklikcioglu O, Ozceyhan V. Experimental investigation on heat transfer enhancement in a circular tube with equilateral triangle cross sectioned coiled-wire inserts. *Applied Thermal Engineering*. 2018;**131**:686-695. DOI: 10.1016/j.applthermaleng.2017.12.051
- [49] Chandra Sekhara Reddy M, Rao VV. Experimental investigation of heat transfer coefficient and friction factor of ethylene glycol water based TiO<sub>2</sub> nanofluid in double pipe heat exchanger with and without helical coil inserts. *International Communication of Heat and Mass Transfer*. 2014;**50**:68-76. DOI: 10.1016/j.icheatmasstransfer.2013.11.002
- [50] Keklikcioglu O, Ozceyhan V. Experimental investigation on heat transfer enhancement of a tube with coiled-wire inserts installed with a separation from the tube wall. *International Communication of Heat and Mass Transfer*. 2016;**78**:88-94. DOI: 10.1016/j.icheatmasstransfer.2016.08.024
- [51] Chandrasekar M, Suresh S, Chandra Bose A. Experimental studies on heat transfer and friction factor characteristics of Al<sub>2</sub>O<sub>3</sub>/water nanofluid in a circular pipe under laminar flow with coiled wire inserts. *Experimental Thermal and Fluid Science*. 2010;**34**:122-130. DOI: 10.1016/j.expthermflusci.2009.10.001
- [52] Roy S, Saha SK. Thermal and friction characteristics of laminar flow through a circular duct having helical screw-tape with oblique teeth inserts and coiled wire inserts. *Experimental Thermal and Fluid Science*. 2015;**68**:733-743. DOI: 10.1016/j.expthermflusci.2015.07.007
- [53] Panahi D, Zamzamian K. Heat transfer enhancement of shell-and-coiled tube heat exchanger utilizing helical wire turbulator. *Applied Thermal Engineering*. 2017;**115**:607-615. DOI: 10.1016/j.applthermaleng.2016.12.128
- [54] Goudarzi K, Jamali H. Heat transfer enhancement of Al<sub>2</sub>O<sub>3</sub>-EG nanofluid in a car radiator with coiled wire inserts. *Applied Thermal Engineering*. 2017;**118**:510-517. DOI: 10.1016/j.applthermaleng.2017.03.016
- [55] Goodarzi K, Goudarzi SY, Zendehebudi G. Investigation of the effect of using tube inserts for the intensification of heat transfer. *Heat and Mass Transfer and Properties of Working Fluids and Materials*. 2015;**62**:68-75. DOI: 10.1134/S004060151501005X
- [56] Sharifi K, Sabeti M, Rafiei M, Mohammadi AH, Shirazi L. Computational fluid dynamics (CFD) technique to study the effects of helical wire inserts on heat transfer and pressure drop in a double pipe heat exchanger. *Applied Thermal Engineering*. 2018;**128**:898-910. DOI: 10.1016/j.applthermaleng.2017.08.146
- [57] Zhang C, Wang D, Zhu Y, Han Y, Jinxing W, Peng X. Numerical study on heat transfer and flow characteristics of a tube fitted with double spiral spring. *International Journal of Thermal Sciences*. 2015;**94**:18-27. DOI: 10.1016/j.ijthermalsci.2015.02.001
- [58] Gunes S, Ozceyhan V, Buyukalaca O. Heat transfer enhancement in a tube with equilateral triangle cross sectioned coiled wire inserts. *Experimental Thermal and Fluid Science*. 2010;**34**:684-691. DOI: 10.1016/j.expthermflusci.2009.12.010



- [59] Gunes S, Ozceyhan V, Buyukalaca O. The experimental investigation of heat transfer and pressure drop in a tube with coiled-wire inserts placed separately from the tube wall. *Applied Thermal Engineering*. 2010;**30**:1719-1725. DOI: 10.1016/j.applthermaleng.2010.04.001
- [60] Promvonge P. Thermal performance in circular tube fitted with coiled square wires. *Energy Conversion and Management*. 2008;**49**:980-987. DOI: 10.1016/j.enconman.2007.10.005
- [61] Eiamsa-ard S, Yongsiri K, Nanan K, Thianpong C. Heat transfer augmentation by helically twisted tapes as swirl and turbulence promoters. *Chemical Engineering and Processing*. 2012;**60**:42-48. DOI: 10.1016/j.cep.2012.06.001
- [62] Eiamsa-ard S, Nivesrangsarn P, Chokphoemphun S, Promvonge P. Influence of combined non-uniform coiled wire and twisted tape inserts on thermal performance characteristics. *International Communication of Heat and Mass Transfer*. 2010;**37**:850-856. DOI: 10.1016/j.icheatmasstransfer.2010.05.012
- [63] Syam Sundar L, Bhramara P, Ravi Kumar NT, Singh MK, Sousa ACM. Experimental heat transfer, friction factor and effectiveness analysis of  $\text{Fe}_3\text{O}_4$  nanofluid flow in a horizontal plain tube with return bend and coiled wire inserts. *International Journal of Heat and Mass Transfer*. 2017;**109**:440-453. DOI: 10.1016/j.ijheatmasstransfer.2017.02.022
- [64] Yang San J, Chieh Huang W, An Chen C. Experimental investigation on heat transfer and fluid friction correlations for circular tubes with coiled-wire inserts. *International Communication of Heat and Mass Transfer*. 2015;**65**:8-14. DOI: 10.1016/j.icheatmasstransfer.2015.04.008
- [65] Akhavan-Behabadi MA, Aligoodarz MSMR. An experimental study on heat transfer and pressure drop of MWCNT–water nano-fluid inside horizontal coiled-wire inserted tube. *International Communication of Heat and Mass Transfer*. 2015;**63**:62-72. DOI: 10.1016/j.icheatmasstransfer.2015.02.013
- [66] Saeedinia M, Akhavan-Behabadi MA, Nasr M. Experimental study on heat transfer and pressure drop of nanofluid flow in a horizontal coiled wire inserted tube under constant heat flux. *Experimental Thermal and Fluid Science*. 2012;**36**:158-168. DOI: 10.1016/j.expthermflusci.2011.09.009
- [67] Safikhani H, Abbasi F. Numerical study of nanofluid in flat tubes fitted with multiple twisted tapes. *Advances in Powder Technology*. 2015;**26**:1609-1617. DOI: 10.1016/j.appt.2015.09.002
- [68] Safikhani H, Zare Mehrjardi AR, Safari M. Effect of inserting coiled wires in tubes on the fluid flow and heat transfer performance of nanofluids. *Transparent Phenomena in Nano Micro Scales*. 2016;**4**:9-16. DOI: 7508/tpnms.2016.02.002
- [69] Akhavan-Behabadi MA, Shahidi M, Aligoodarz MR, Ghazvini M. Experimental investigation on thermo-physical properties and overall performance of MWCNT–water nanofluid flow inside horizontal coiled wire inserted tubes. *Heat and Mass Transfer*. 2017;**53**:291-304. DOI: 10.1007/s00231-016-1814-5
- [70] Naik MT, Fahad SS, Syam Sundar L, Singh MK. Comparative study on thermal performance of twisted tape and coiled wire inserts in turbulent flow using CuO/water nanofluid. *Experimental Thermal and Fluid Science*. 2014;**57**:65-76. DOI: 10.1016/j.expthermflusci.2014.04.006

- [71] Chandrasekar M, Suresh S, Chandra Bose A. Experimental studies on heat transfer and friction factor characteristics of  $\text{Al}_2\text{O}_3$ /water Nanofluid in a circular pipe under transition flow with coiled wire inserts. *Heat Transfer Engineering*. 2011;**32**:485-496. DOI: 10.1080/01457632.2010.506358
- [72] Mirzaei M, Azimi A. Heat transfer and pressure drop characteristics of Graphene oxide/water Nanofluid in a circular tube fitted with coiled wire insert. *Experimental Heat Transfer*. 2016;**29**:173-187. DOI: 10.1080/08916152.2014.973975
- [73] Fallahiyekta M, Jafari Nasr MR, Rashidi A, Arjmand M. Convective heat transfer enhancement of CNT-water Nanofluids in plain tube fitted with coiled wire inserts. *Iranian Journal of Chemical Engineering*. 2014;**11**:43-55
- [74] Promvonge P. Thermal enhancement in a round tube with snail entry and coiled-wire inserts. *International Communication of Heat and Mass Transfer*. 2008;**35**:623-629. DOI: 10.1016/j.icheatmasstransfer.2007.11.003
- [75] Saha SK. Thermal and friction characteristics of laminar flow through rectangular and square ducts with transverse ribs and coiled wire inserts. *Experimental Thermal and Fluid Science*. 2010;**34**:63-72. DOI: 10.1016/j.expthermflusci.2009.09.003
- [76] Feng Z, Luo X, Guo F, Li H, Zhang J. Numerical investigation on laminar flow and heat transfer in rectangular microchannel heat sink with coiled wire inserts. *Applied Thermal Engineering*. 2017;**116**:597-609. DOI: 10.1016/j.applthermaleng.2017.01.09
- [77] Chougulea SS, Nirgudea VV, Ghargeb PD, Modaka M, Sahu SK. Heat transfer enhancements of low volume concentration CNT/water Nanofluid and coiled wire inserts in a circular tube. *Energy Procedia*. 2016;**90**:552-558. DOI: 10.1016/j.egypro.2016.11.223
- [78] Solano JP, Herrero R, Espín S, Phan AN, Harvey AP. Numerical study of the flow pattern and heat transfer enhancement in oscillatory baffled reactors with helical coil inserts. *Chemical Engineering Research and Design*. 2012;**90**:732-742. DOI: 10.1016/j.cherd.2012.03.017
- [79] Garcia A, Solano JP, Vicente PG, Viedma A. Enhancement of laminar and transitional flow heat transfer in tubes by means of coiled wire inserts. *International Journal of Heat and Mass Transfer*. 2007;**50**:3176-3189. DOI: 10.1016/j.ijheatmasstransfer.2007.01.015
- [80] Arici ME, Asan H. Enhancement of turbulent flow heat transfer in tubes by means of coiled wire inserts. *ASME, PD Advance in Heat Transfer*. 1994;**113**:117-164
- [81] Zohir AE, Aziz AAA, Habib MA. Heat transfer characteristics and pressure drop of the concentric tube equipped with coiled wires for pulsating turbulent flow. *Experimental Thermal and Fluid Science*. 2015;**65**:41-51. DOI: 10.1016/j.expthermflusci.2015.03.003
- [82] Vahidifar S, Kahrom M. Experimental study of heat transfer enhancement in a heated tube caused by wire-coil and rings. *Journal of Applied Fluid Mechanics*. 2015;**8**:885-892. DOI: 10.18869/acadpub.jafm.73.238.23359
- [83] Yang San J, Chieh Huang W, An Chen C. Experimental investigation on heat transfer and fluid friction correlations for circular tubes with coiled-wire inserts. *International Communication of Heat and Mass Transfer*. 2015;**65**:8-14. DOI: 10.1016/j.icheatmasstransfer.2015.04.008

