

We are IntechOpen, the world's leading publisher of Open Access books Built by scientists, for scientists

5,300

Open access books available

130,000

International authors and editors

155M

Downloads

Our authors are among the

154

Countries delivered to

TOP 1%

most cited scientists

12.2%

Contributors from top 500 universities



WEB OF SCIENCE™

Selection of our books indexed in the Book Citation Index
in Web of Science™ Core Collection (BKCI)

Interested in publishing with us?
Contact book.department@intechopen.com

Numbers displayed above are based on latest data collected.
For more information visit www.intechopen.com



Screening of Factors Influencing Exopolymer Production by *Bacillus licheniformis* Strain T221a Using 2-Level Factorial Design

Nurrazean Haireen Mohd Tumpang¹,
Madiah Md. Salleh¹ and Suraini Abd-Aziz²

¹*Industrial Biotechnology Department, Faculty of
Biosciences and Bioengineering,
Universiti Teknologi Malaysia,*

²*Bioprocess Technology Department, Faculty of
Biotechnology and Biomolecular Sciences,
Universiti Putra Malaysia,
Malaysia*

1. Introduction

The term exopolymer can be defined as biopolymer that is secreted by microorganisms outside the cell. Exopolymer is also known as exopolysaccharides (EPS) (Verhoef, 2005; Beech *et al.*, 1999). The exopolymer consist of polysaccharides that are either found associated with the microbial cell wall in the form of capsules or completely dissociated from the microbial cell. Besides, nucleic acids, proteins and also amphiphilic compounds including (phospho-) lipids can also be present in exopolymer. The contents of carbohydrate, protein and nucleic acid in exopolymer have a substantial effect on the flocculation of bacteria (Verhoef, 2005; Beech *et al.*, 1999, Sheng *et al.*, 2005). Generally bacteria exopolysaccharides have unique rheological properties because of their high purity and regular structure. These bacteria produce wide variety of exopolymers that have been used to cope in various ways with the external environment (Kornmann *et al.*, 2003). The exopolymer has advantages to enhance the viscosity of the solution thus making it applicable as thickeners, emulsifiers, and suspending agents in food, dairy product, pharmaceutical and petroleum industries (Lungmann *et al.*, 2007; Gandhi *et al.*, 1997, Yakimov *et al.*, 1997; Lee *et al.*, 1999; Degeest *et al.*, 2001; Torino *et al.*, 2005).

In Microbial Enhanced Oil Recovery (MEOR) application, the exopolymer-producing bacteria are highly dependent on both physical and chemical environment (Yakimov *et al.*, 1997; Haghghat *et al.*, 2008; Duta *et al.*, 2006, Lin *et al.*, 2007). Physical environment include the fermentation conditions such as temperature, pH environment and incubation time. The chemical environments include the carbon and nitrogen source of the medium (Liu *et al.*, 2009; Degeest *et al.*, 2001; Cerning *et al.*, 1994). Temperature and pH are important factors that affect the performance of cells and exopolymer production (Lee *et al.*, 1997, Degeest *et al.*, 2001; Tharek *et al.*, 2006). The acidity and alkalinity could result in the inhibition of bacterial growth, thus retarding its metabolic production (Norell and Messley, 2003). Ghaly

et al., 2007 reported that bacteria *Bacillus licheniformis* produced exopolymer (levan) which has potential applications as a selective plugging agent in microbial enhanced oil recovery when grown in sucrose. The bacteria was able to grow in sucrose, glucose, and fructose, but produced exopolymer only in the presence of sucrose. Exopolymer production will be very low if one of these environmental factors is not controlled at the proper levels (Turimin, 2003). Therefore, intensive research on optimization of exopolymer production should be conducted at effective low cost medium and little manpower.

Recently, the results analyzed by a statistical planned experiment are better acknowledged than those carried out by the traditional one-variable-at-a-time method. Statistical experimental designs have been used for many decades and can be adopted on several steps of an optimization strategy, such as for screening experiments or searching for the optimal conditions of a targeted response (Duta *et al.*, 2006; Cui *et al.*, 2006; Lungmann *et al.*, 2007; Reddy *et al.*, 1999; Casas *et al.*, 1997). The 2-level factorial design can be considered to be a multivariable sequential search technique in which the effects of two or three factors are studied together and the responses are analyzed statistically to arrive at a decision (Tunga *et al.*, 1998, Duta *et al.*, 2006; Anbu *et al.*, 2006). It is useful to identify the important nutrients and interactions between two or more nutrients in relatively few experiments as compared to the one-factor-at-time technique (Ooijkaas *et al.*, 1998, Luo *et al.*, 2009).

In this study, five statistically significant parameters which are temperatures, pH, sucrose, NaCl and peptone concentrations were used for screening process using *DESIGN EXPERT 6.0.4 software*. Each independent variable was investigated at a high (+1) and a low (-1) level. The design consists of 37 experiments which include five replicates at center points.

2. Materials and methods

2.1 Microorganism

Bacillus licheniformis strain T221a was used in the experiments. The bacteria was locally isolated from Tiong A27 Petroleum Reservoir in Sarawak (Tharek *et al.*, 2006). The stock culture was maintained in cryopreservation beads and stored at -80°C.

2.2 Culture media

This microorganism was grown and maintained on Modified Reinforced Clostridia (RGM1) agar medium. This medium contained NaCl 5.0 g/L, peptone 10.0 g/L, yeast extract 3.0 g/L, glucose 5.0 g/L, NH₄NO₃ 2.0 g/L, meat extract 10.0 g/L, soluble starch 1.0 g/L, L-Cystein HCl 0.5 g/L and sodium acetate 3.0 g/L. The pH of the media was adjusted to approximately 8.5. *B. licheniformis* was grown on this media at 50°C for 12 hours. After growth, the cultures were stored at 4°C.

The stock culture was used for preparing the inoculum in 150 mL serum bottles containing 100 mL of RGM1 broth medium. The preparation of the RGM1 broth was conducted under anaerobic condition. 1 mL of trace mineral and 1 mL of vitamin was added into the medium. Resazurin solution (0.1% w/v) was added as indicator of anaerobiosis. The medium was sparged for 10 minutes to remove oxygen gas. The culture medium was incubated at 50°C for 12 hours without agitation until the optical density at 660nm was above 0.6.

2.3 Exopolymer production medium

The enhancement of exopolymer production was performed in Modified Exopolymer Production (MM2) medium which consisted of the following composition (g/L): KH₂PO₄

(0.5), K_2HPO_4 (0.5), cystein HCl (0.5), NH_4NO_3 (2.0), and sodium bicarbonate (10.0). The concentration of sucrose, peptone and NaCl was added in the range according to the experimental design; sucrose (30.0 - 70.0 g/L), peptone (4.0-8.0 g/L) and NaCl (10.0 - 30.0 g/L). The initial pH of the medium was adjusted in the ranged accordance to the experimental design which was 7 - 10. Preparation of production medium was performed in 150 mL serum bottles under aerobic condition. All the culture media were sterilized for 15 minutes at 121°C.

2.4 Production of exopolymer in batch culture

Batch culture was initiated by inoculating approximately 10% (v/v) of culture from serum bottles that were prepared previously and transferred into 100 ml sterile MM2 medium. The experiments were done in duplicate. Culture broth was incubated at their respective temperatures for 16 hours without agitation. Withdrawn samples were centrifuged at 5,000 rpm for 30 minutes. The supernatant was used for the determination of exopolymer concentration and sucrose concentration. The pellet (cells) was used for the determination of cell concentration.

2.5 Exopolymer quantification

Exopolymer concentration was determined via product-dry weight method by centrifuging culture sample (5 mL) at 5000 rpm for 30 minutes. The supernatant was kept and two volumes of chilled (4°C) ethanol (99.8%, v/v) were added to one volume of supernatant in order to precipitate out the soluble exopolymers. After the exopolymers total precipitation, the suspended material was filtered through pre-weighed 0.2µm nylon membrane filter (Whatman) and was washed twice with chilled (4°C) ethanol (99.8%, v/v). Finally, the filtered soluble exopolymers was dried in an oven at 70°C until a constant weight was produced (Duta *et al.*, 2006).

2.6 Determination of sucrose

The procedures described by Mokrasch (1954) were followed to determine the sucrose content. The Anthrone solution was prepared in a mixture of concentrated sulphuric acid and water at ratio of 5:2 and was chilled on ice until it becomes cold. The Anthrone solution was stored at 4°C in the dark. 1 mL of sample was spun down and 5 mL of chilled Anthrone solution was added and mixed. The mixture was kept on ice about 5 minutes to form blue-green colour before reading on spectrophotometer at 620nm.

2.7 Cell concentration determination

The cell concentration was determined by dry-cell weight method (Soni *et al.*, 1987). The culture sample 5 mL was centrifuged at 5,000 rpm for 30 minutes and the supernatant was decanted. The cells was washed twice with distilled water by filtering it through a pre-weighed 0.2 µm cellulose nitrate membrane filter (Whatman) prior to drying it in an oven at 95°C until a constant reading was produced.

2.8 Experimental design

The factors that influenced the exopolymer production were screened using 2-level factorial design created by *DESIGN EXPERT software* (State-Ease Inc., Statistic made easy, Minneapolis, MN, USA, Version 6.0.4). Five variables factors, which are temperature, pH,

NaCl, sucrose (carbon source) and peptone (nitrogen source) concentration were expected to have a significant effect on exopolymer production. The design contains a total of 37 experimental trials involving five replicates at centre points. Each independent variable was investigated duplicate at superior a high (+1) and a low (-1) level (Table 1). Runs of center points were included in the matrix and statistical analysis was used to identify the effect of each variable on exopolymer production. The runs were randomized for statistical reasons.

* Factor	Unit	Low Level (-1)	High Level (+)
Temperature (A)	°C	40	60
pH (B)	-	7	10
NaCl concentration (C)	g/l	10	30
Sucrose concentration (D)	g/l	30	90

* The data of the factors and the low level (-1) and high level (+1) according to the conventional factors that give the significant influenced towards exopolymer production.

Table 1. Factors in real value, for screening by the 2-level fractional factorial design.

3. Results & discussions

3.1 Factors significantly affecting exopolymer production

The medium components and fermentation condition have played an important role for exopolymer production in batch culture. In order to find out the key ingredients significantly affecting the production of exopolymer, the relative significance of five variable factors (temperature, pH, sucrose, peptone and NaCl concentration) were investigated by the 2-level factorial design. The design consisted of 37 experiments in duplicate plus five center point (Table 2). All the experiments were conducted in static flask culture.

The results of the 2-level factorial design model in the form of analysis of variance (ANOVA) are shown in Table 3. ANOVA is a statistical technique that subdivides the total variation of a set of data into component associated to specific sources of variation for the purpose of testing hypotheses for the modeled parameters (Duta *et al.*, 2006). According to the ANOVA, the Fisher's F-test with a very low probability value [$(P_{\text{model}} > F) < 0.005$] indicated the model was highly significant on exopolymer production. The larger the magnitude of t-test and smaller the P-value, the more significant is the corresponding coefficient. Among the variables screened, the concentration of sucrose (D), temperature (A) and pH (B) were determined as the most significant variables influencing exopolymer production. Concentration of peptone (E) and NaCl (C) in exopolymer production did not result in significant variation due to the P-value is greater than 0.100.

The goodness of fit of the model was examined by determination coefficient $R^2 = 0.9360$, which implied that the sample variation with more than 93.6% was attributed to the variables. However, only 6.40% of the total variance could not be explained by the model. The adjusted determination coefficient ($\text{Adj } R^2 = 0.8879$) was also satisfactory to confirm the significance of the model. Also, the model has an "adequate precision value" of 15.392, which suggests that the model can be used to navigate the design space.

The predicted optimum levels of tested variables (temperature (A), pH (B), NaCl (C), sucrose (D) and peptone (E)) were obtained from ANOVA. The optimal levels for the variables were as follows: 90.0 g/L sucrose, 4.00 g/L peptone, 29.98 g/L NaCl, 40°C temperature and initial pH 10 with the corresponding $Y = 4.22$ g/L. To validate this model, these predicted parameters were tested in the laboratory and the samples were taken at

Sd	Run	Block 1	Temp (°C)	pH	[NaCl] (g/L)	[sucrose] (g/L)	[peptone] (g/L)	*Exopolymer Production (g/L)	
								Act. Value	Pred. Value
1	32	Block 1	40	7	10	30	8	2.48	2.38
2	12	Block 1	40	7	10	30	8	2.28	2.38
3	35	Block 1	60	7	10	30	4	0.22	0.24
4	9	Block 1	60	7	10	30	4	0.26	0.24
5	18	Block 1	40	10	10	30	4	2.36	2.75
6	27	Block 1	40	10	10	30	4	3.14	2.75
7	36	Block 1	60	10	10	30	8	1.40	1.58
8	4	Block 1	60	10	10	30	8	1.74	1.58
9	24	Block 1	40	7	30	30	4	2.40	2.36
10	1	Block 1	40	7	30	30	4	2.32	2.36
11	33	Block 1	60	7	30	30	8	0.34	0.32
12	17	Block 1	60	7	30	30	8	0.30	0.32
13	21	Block 1	40	10	30	30	8	1.72	1.60
14	14	Block 1	40	10	30	30	8	1.48	1.60
15	3	Block 1	60	10	30	30	4	1.26	1.03
16	7	Block 1	60	10	30	30	4	0.80	1.03
17	19	Block 1	40	7	10	90	4	1.54	1.58
18	10	Block 1	40	7	10	90	4	1.62	1.58
19	2	Block 1	60	7	10	90	8	0.24	0.61
20	25	Block 1	60	7	10	90	8	0.98	0.61
21	30	Block 1	40	10	10	90	8	3.50	3.67
22	26	Block 1	40	10	10	90	8	3.84	3.67
23	29	Block 1	60	10	10	90	4	1.98	1.16
24	13	Block 1	60	10	10	90	4	0.34	1.16
25	31	Block 1	40	7	30	90	8	0.28	0.32
26	15	Block 1	40	7	30	90	8	0.36	0.32
27	5	Block 1	60	7	30	90	4	1.88	1.66
28	11	Block 1	60	7	30	90	4	1.44	1.66
29	28	Block 1	40	10	30	90	4	3.84	4.24
30	8	Block 1	40	10	30	90	4	4.64	4.24
31	37	Block 1	60	10	30	90	8	2.50	2.85
32	6	Block 1	60	10	30	90	8	3.20	2.85
33	16	Block 1	50	8.5	20	70	6	1.38	1.36
34	22	Block 1	50	8.5	20	70	6	1.26	1.36
35	20	Block 1	50	8.5	20	70	6	1.28	1.36
36	34	Block 1	50	8.5	20	70	6	1.58	1.36
37	23	Block 1	50	8.5	20	70	6	1.32	1.36

* Exopolymers were determined after cultivation of the bacteria in MM2 medium. The actual values of exopolymer production were compared to the predicted values given by 2-level factorial design. The actual experimental results were in agreement with the prediction.

Table 2. Experimental designs for the screening of significant factors that influences exopolymer production using 2-level factorial design.

Source	Sum of Squares	Mean Square	F Value	Prob > F	
* Model	42.96	2.86	19.49	< 0.0001	<i>Significant</i>
A (Temperature)	11.16	11.16	75.94	< 0.0001	
B (pH)	11.07	11.07	75.30	< 0.0001	
C (NaCl)	0.021	0.021	0.14	0.7093	
D (Sucrose)	1.83	1.83	12.47	0.0021	
E (Peptone)	0.36	0.36	2.43	0.1348	
AB	0.42	0.42	2.85	0.1070	
AC	2.13	2.13	14.51	0.0011	
AD	0.71	0.71	4.86	0.0394	
AE	2.24	2.24	15.22	0.0009	
BC	0.063	0.0693	0.43	0.5201	
BD	4.64	4.64	31.54	< 0.0001	
BE	0.93	0.93	6.34	0.0205	
CD	1.70	1.70	11.58	0.0028	
CE	5.63	5.63	38.29	< 0.0001	
DE	0.060	0.060	0.40	0.5318	
Curvature	0.72	0.72	4.89	0.0387	<i>Significant</i>
Pure Error	2.94	0.15			
Cor Total	46.62				
Std. Deviation	0.38	Adj R-squared	0.8879		
Mean	1.72	Pred R-squared	0.7513		
R-squared	0.960	Adeq Precision	15.392		

* The data were shown that the model was highly significant towards exopolymer production by *Bacillus licheniformis*.

Table 3. Regression analysis (ANOVA) for the production of exopolymer

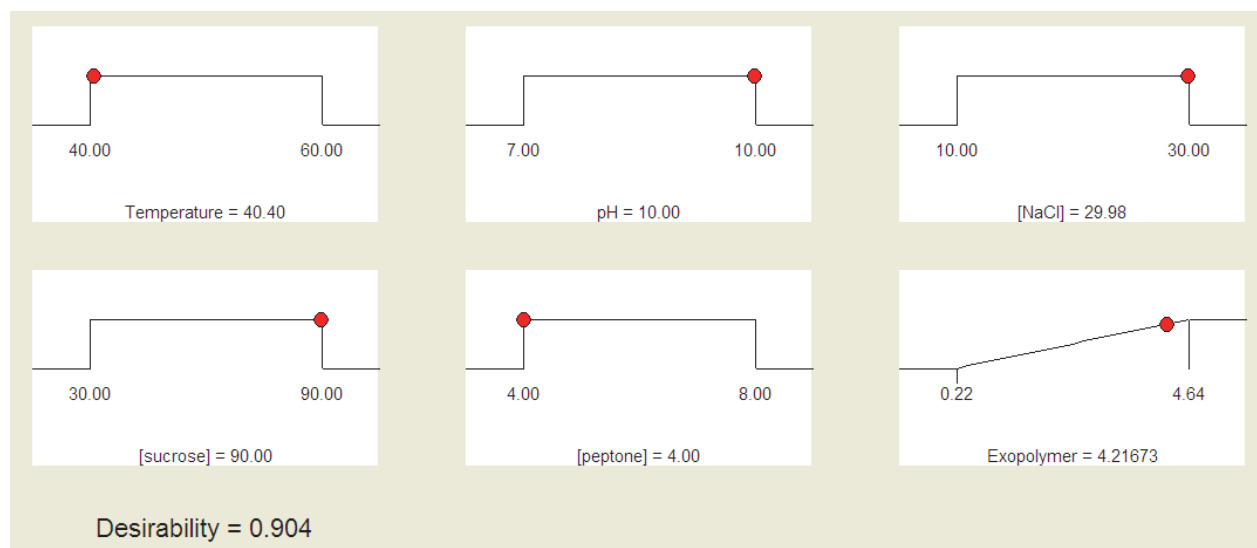


Fig. 1. Predicted optimum levels of five independent variables which indicate the highest exopolymer production.

certain interval during fermentation hour for exopolymer production and other analysis. The final exopolymer concentration obtained was 4.04 g/L, which is almost reaching the predicted value under same condition. This result corroborated the validity and the effectiveness of this model. Figure 1 shows the predicted optimum levels of five independent variables with desirability 90.04%.

3.2 Time course and kinetic evaluation of exopolymer production in batch culture

The suggested optimal values for each variable obtained from 2-level factorial design, were tested in the laboratory and the kinetic was studied. The pattern of exopolymer production by microorganisms may either be growth-associated, non-growth-associated or mixed (Gandhi et al., 1997; Desai and Banat, 1997). Time course of exopolymer production by *B. licheniformis* strain T221a in static culture is presented in Figure 2. The growth of *B. licheniformis* strain T221a increased rapidly during the first 16 hours of incubation. After 16 hours incubation, the bacteria entered death phase and the cell mass decreased. However, exopolymer production kept increasing after 16 hours of incubation even though the cell mass entered death phase. The profile of exopolymer production by *B. licheniformis* strain T221a assigned it as growth-associated. This result is similar to other bacteria such as *Ralstonia eutropha* ATCC 17699 (Wang and Yu, 2007), *Lactobacillus sakei* 0-1 (Degeest et al., 2001), *Lactobacillus salivarius* BCRC 14759 and *Bifidobacterium bifidum* BCRC 14615 (Liu et al., 2009) which produced same trends of exopolymer production. Maximum exopolymer production ($P_{max} = 7.12 \text{ g/L}$) produced by *B. licherniformis* was observed at 24 hours.

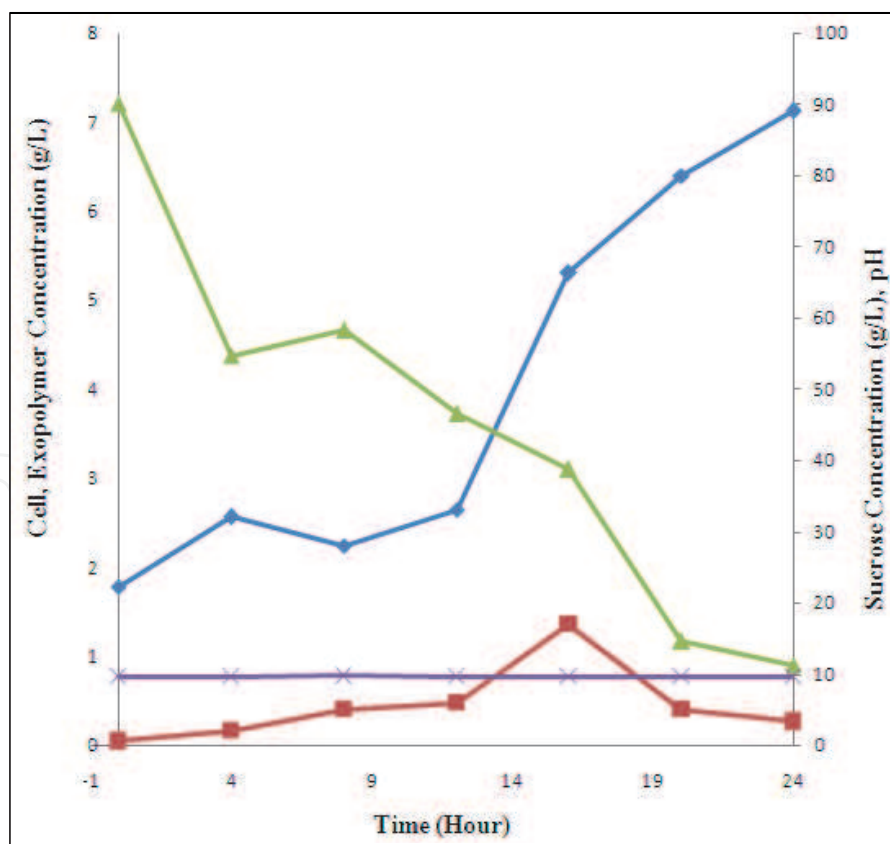


Fig. 2. The time course of exopolymer production in batch culture by *Bacillus licheniformis*. Symbols represent: (▶) Sucrose concentration, (■) Cell mass concentration, (◆) Exopolymer Concentration, (x) pH

The maximum concentration of cells mass ($X_{\max} = 1.36$ g/L) was obtained at 16 hours of incubation. During active cell growth and exopolymer production, sucrose was actively utilized. The concentration of sucrose decreased exponentially reaching about 11.26 g/L after 24 hours. Depletion of sucrose caused a decrease in bacterial cell mass but not in exopolymer production. According to Desai and Banat (1997), the exopolymer can also be produced under nitrogen-limiting conditions. A number of investigators have demonstrated that an overproduction of biopolymer by *Pseudomonas* spp. was obtained when the culture reaches the stationary phase of growth due to the limitation of nitrogen and iron.

The kinetic evaluation of exopolymer production by *B. licheniformis* strain T221a showed the yield of exopolymer formation per gram of substrate utilized (Y_p/s) was two times higher than yield of cell formation per gram of substrate utilized (Y_x/s), 0.025 g/g. The maximum and overall productivities of exopolymer were 0.64 g/L/h and 0.297 g/L/h, respectively. This result indicated that the predicted parameters in medium composition are more suitable for production of exopolymer rather than the cell mass concentration.

4. Conclusions

2-level factorial design is useful to screen the effects of five variables factors that influenced the exopolymer production. A fitted model obtained showed suitable prediction response that indicates improvement of a model. Based on the data obtained, it was proven that pH, temperature and sucrose concentration was highly significant towards exopolymer production. This design suggested that the optimal value for each variable are; 90.00 g/L sucrose, 4.00 g/L peptone, 29.98 g/L NaCl, 40°C temperature and initial pH 10 with predicted exopolymer of 4.22 g/L. This predicted value was performed in laboratory and 4.04 g/L of exopolymer yield was obtained. The actual experimental results were in agreement with the prediction. This statistical design proved to locate the optimum levels of the most significant parameters for exopolymer production, with minimum effort and time.

5. Acknowledgement


Authors wish to thank Petronas Research Scientific and Services (PRSS) for samples supplied and Faculty of Bioscience and Bioengineering, Universiti Teknologi Malaysia for the analyses services.

6. References

- Anbu P., Gopinath S.C.B., Hilda A., Lakshmipriya T. and Annadurai G. (2006). Optimization of extracellular keratinase production by poultry farm isolate *Scopulariopsis brevicaulis*. *Bioresource Technology*. Vol. 98, pp. 1298-1303, ISSN 0960-8524
- Beech I., Hanjagsit L., Kalaji M., Neal A. L. and Zinkevich V. (1999). Chemical and structural characterization of exopolymers produced by *Pseudomonas* sp. NCIMB 2021 in continuous culture. *Microbiology*. Vol. 145, pp. 1491-1497. ISSN 1465-2080
- Casas, J. A., de Lara, S. G. and Ochoa, F. G. (1997). Optimization of a synthetic medium for *Candida bombicola* growth using factorial design of experiments. *Enzyme Microbiology Technology*. Vol. 21, pp. 221-229, ISSN 0141-0229

- Cui F. J., Li, Y., Xu, Z. H., Sun, K. and Tao, W. Y. (2006). Optimization of the medium composition for production mycelial biomass and exo-polymer by *Grifola frondosa* GF9801 using response surface methodology. *Bioresource Technology*. Vol. 97, pp. 1209-1216, ISSN 0960-8524
- Cerning, J., Renard, C. M. G. C., Thibault, J. F. and Bouillanne, C. (1994). Carbon source requirements for exopolysaccharide production by *Lactobacillus casei* CG11 and partial structure analysis of the polymer. *Applied and Environmental Microbiology*. Vol 60, No 11, pp. 3914-3919, ISSN 0099 -2240
- Degeest, B., Janssens, B. and Vuyst, L. D (2001). Exopolysaccharide (EPS) Biosynthesis by *Lactobacillus sakei* 0-1: Production kinetics, enzyme activities and EPS yields. *Applied Microbiology*. Vol. 91, pp. 470 - 477, ISSN 1365 - 2672
- Desai, J. D. and Banat, I. M. (1997). Microbial production of surfactants and their commercial potential. *Microbiology and Molecular Biology Reviews*. Vol 61, No 1, pp. 47-64, ISSN 1092 - 2172
- Duta, F. P., de Franca, F. P. and Lopes, L.M.D.A. (2006). Optimization of culture conditions for exopolysaccharides production in *Rhizobium* sp. using the response surface method. *Electronic Journal of Biotechnology*. Vol. 9, No 4, pp. 391-399, ISSN 0717 -3458
- Gandhi, H. P., Ray, R. M. and Pate1 R. M. (1997). Exopolymer production by *Bacillus* species. *Carbohydrate Polymers*. Vol. 34, pp. 323-327, ISSN 0144-8617
- Ghaly, A. E., Arab, F., Mahmoud N. S. and Higgins, J. (2007). Production of levan by *Bacillus licheniformis* for use as a soil sealant in earthen manure storage structures. *American Journal Biotechnology and Biochemistry*. Vol. 3, No 2, pp. 47-54. ISSN 1553-3468
- Haghighat, S., Sepahy, A. A., Assadi, M. M. and Pasdar, H. (2008). Ability of indigenous *Bacillus licheniformis* and *Bacillus subtilis* in microbial enhanced oil recovery. *Environmental Science Technology*. Vol 5, No 2, pp. 385-390. ISSN 0013- 936X
- Kornmann, H., Duboc P., Marison I., and Stockar U. V. (2003). Influence of nutritional factors on the nature, yield, and composition of exopolysaccharides produced by *Gluconacetobacter xylinus* I-2281. *Applied and Environmental Microbiology*. Vol. 69, No 10, pp. 6091-609, ISSN 0099 -2240
- Lee, J. W., Yeomans, W. G., Allen, A. L., Deng, F., Gross, R. A., and Kaplan, D. L. (1999). Biosynthesis of novel exopolymers by *Aureobasidium pullulans*. *Applied and Environmental Microbiology*. Vol. 65, No 12, pp. 5265-5271, ISSN 0099 -2240
- Lin, Y, Zhang, Z and Thibault, J. (2007). *Aureobasidium pullulans* batch cultivations based on a factorial design for improving the production and molecular weight of exopolysaccharides. *Process Biochemistry*. Vol. 42, pp. 820-827, ISSN 0032-9592
- Liu, C. T., Hsu, I. T., Chou C. C., Lo, P. R and Yu, R. C. (2009). Exopolysaccharide production of *Lactobacillus salivarius* BCRC 14759 and *Bifidobacterium bifidum* BCRC 14615. *World Journal Microbiology Biotechnology*. Vol.25: 883-890. ISSN 0959-3993
- Luo, J., Liu, J., Ke, C., Qiao, D, Ye, H., Sun, Yi. And Zeng, X. (2009). Optimization of medium composition for the production of exopolysaccharides from *Phellinus baumii* Pilát in submerged culture and the immuno-stimulating activity of exopolysaccharides. *Carbohydrate Polymer*. Vol 78, No. 3, pp 409-415, ISSN 0144-8617
- Lungmann, P., Choorit, W. and Prasertsan, P. (2007). Application of statistical experimental methods to optimize medium for exopolymer production by newly isolated

- Halobacterium* sp. SM5. *Electronic Journal Biotechnology*. Vol. 10, No 1, pp 1-11, ISSN 0717 -3458
- Mokrasch, L. C. (1953). Analysis of hexose phosphate and sugar mixtures with the anthrone reagent. *Biological Chemistry*. Vol. 208, pp 56-59, ISSN 0021-9258.
- Norell, S. A and Messley, K. E (2003). Principles and Application: Microbiological Laboratory Manual. Pearson Education, ISBN 10:013100293, Inc. United States of America.
- Ooijkaas, L. P., Wilkinson, E. C., Tramper, J. and Buitelaar, R. M. (1998). Medium optimization for spore production of coniothyrium minitans using statistically-based experimental designs. *Biotechnology and Bioengineering*. Vol 64, No 1, pp 92-100, ISSN 0006-3592
- Reddy, P. R. M, Reddy, G. and Seenayya, G. (1999). Production of thermostable pullunase by *Clostridium Thermosulfurogenes* SV2 in solid-state fermentation: Optimization of nutrients levels using response surface methodology. *Bioprocess Engineering*, Vol. 21, pp 497-503, ISSN 0178-515X
- Sheng, G. P., Yu, H. Q. and Yu, Z. (2005). Extraction of extracellular polymeric substances from the photosynthetic bacterium *Rhodospseudomonas acidophila*. *Applied Microbiology Biotechnology*. Vol. 67, pp 125-130, ISSN 1432-0614
- Soni, B. K., Soucaille, P. And Goma, G. (1987). Continuous acetone-butanol fermentation: global approach for the improvement in the solvent productivity in synthetic medium. *Applied Microbiology Biotechnology*. Vol. 25, pp 317-321, ISSN 1432-0614
- Tharek, M., Ibrahim. Z., Hamzah, S. H., Markum, N., Aris, A. M., Daud, F. N., Salleh, M. M., Yahya, A., Wai, L. C., Khairuddin, N., Illias, R., Omar, M. I., Foo, K. S., Elias, E. J. and Bailey, S. (2006). Isolation, screening and characterization of soluble exopolymer-producing bacteria for enhanced oil recovery. *Proceeding of Regional Postgraduate Conference on Engineering and Science (RPCES 2006)*, pp 26-27, ISBN 978-953-307-109-1, Johore, Malaysia, July 17-22 2006.
- Torino, M. I., Mozzi, F. and Valdez, G. Font de. (2005). Exopolysaccharide biosynthesis by *Lactobacillus helveticus* ATCC 15807. *Applied Microbiology Biotechnology*. Vol. 68, pp 259 - 265, ISSN 1432-0614
- Tunga, R., Banerjee, R. and Bhattacharyya, B. C. (1998). Optimization of variable biological experiments by evolutionary operation-factorial design technique. *Bioscience and Bioengineering*. Vol. 88, No 2, pp 224-230, ISSN 1389 - 1723
- Verhoef, R. P. (2005). *Structural characterisation and enzymatic degradation of exopolysaccharides involved in paper mill slime deposition*. Ph.D. Thesis, Wageningen University, Netherlands.
- Wang, J. and Yu, Q. (2007). Biosynthesis of polyhydroxybutyrate (PHB) and extracellular polymeric substances (EPS) by *Ralstonia eutropha* ATCC 17699 in Batch Cultures. *Applied Microbiology Biotechnology*. Vol. 75, pp 871-878. ISSN 1432-0614
- Wei, O. S. (2000). Isolation and characterization of indigenous microorganisms in Malaysian oil fields. Master Thesis, Universiti Teknologi Malaysia.
- Yakimov, M. M., Amro, M. M., Bock M., Boseker, K., Fredrickson, H. L., Kessel, D. G., and Timmis, K. N. (1997). The potential of *Bacillus Licheniformis* strains for in situ enhanced oil recovery. *Petroleum Science and Engineering*. Vol 18, pp 147-160, ISSN 0920-4105



Progress in Molecular and Environmental Bioengineering - From Analysis and Modeling to Technology Applications

Edited by Prof. Angelo Carpi

ISBN 978-953-307-268-5

Hard cover, 646 pages

Publisher InTech

Published online 01, August, 2011

Published in print edition August, 2011

This book provides an example of the successful and rapid expansion of bioengineering within the world of the science. It includes a core of studies on bioengineering technology applications so important that their progress is expected to improve both human health and ecosystem. These studies provide an important update on technology and achievements in molecular and cellular engineering as well as in the relatively new field of environmental bioengineering. The book will hopefully attract the interest of not only the bioengineers, researchers or professionals, but also of everyone who appreciates life and environmental sciences.

How to reference

In order to correctly reference this scholarly work, feel free to copy and paste the following:

Nurrazean Haireen Mohd Tumpang, Madihah Md. Salleh and Suraini Abd-Aziz (2011). Screening of Factors Influencing Exopolymer Production by *Bacillus licheniformis* Strain T221a Using 2-Level Factorial Design, Progress in Molecular and Environmental Bioengineering - From Analysis and Modeling to Technology Applications, Prof. Angelo Carpi (Ed.), ISBN: 978-953-307-268-5, InTech, Available from: <http://www.intechopen.com/books/progress-in-molecular-and-environmental-bioengineering-from-analysis-and-modeling-to-technology-applications/screening-of-factors-influencing-exopolymer-production-by-bacillus-licheniformis-strain-t221a-using->

INTECH
open science | open minds

InTech Europe

University Campus STeP Ri
Slavka Krautzeka 83/A
51000 Rijeka, Croatia
Phone: +385 (51) 770 447
Fax: +385 (51) 686 166
www.intechopen.com

InTech China

Unit 405, Office Block, Hotel Equatorial Shanghai
No.65, Yan An Road (West), Shanghai, 200040, China
中国上海市延安西路65号上海国际贵都大饭店办公楼405单元
Phone: +86-21-62489820
Fax: +86-21-62489821

© 2011 The Author(s). Licensee IntechOpen. This chapter is distributed under the terms of the [Creative Commons Attribution-NonCommercial-ShareAlike-3.0 License](#), which permits use, distribution and reproduction for non-commercial purposes, provided the original is properly cited and derivative works building on this content are distributed under the same license.

IntechOpen

IntechOpen